



**POST-GRADUATE MEDICAL EDUCATION BOARD
NATIONAL MEDICAL COMMISSION**

STANDARD ASSESSMENT FORM-A

(Institutional Information Common for all PG Specialities)

INSTITUTIONAL INFORMATION

Name of Institution: B.J. Government Medical College Pune

Government/ Non-Government: Government

Standalone PG: **No**

Period: 2024 to 2025

Date of the Report: 21/10/2024

INSTRUCTIONS TO DEAN/DIRECTOR/PRINCIPAL & HEAD OF THE DEPARTMENT

1. This Standard Assessment Form is meant for the purpose of giving Annual Disclosure Report (**Annual Self-Declaration**) by Medical Colleges/Institutions as required under **Section 4** of MSMER-2023 regulation and for the Assessment/Inspection of a medical college/an institution by the Assessor. It will be in **Three Parts**:
 - i. **Form-A** is for the Institutional Information and is common for all PG Specialities.
 - ii. **Form-B** is for Speciality specific information (**Broad/Super Speciality**).
 - iii. Faculty, Senior Resident and Post-Graduate Students Declaration Forms.
2. These Forms will be updated/modified from time to time. Please download it afresh at the time of any application/submission.
3. For the purpose of Annual Disclosure Report (**Annual Self-Declaration**), the Data of previous year (1st January to 31st December) will be considered.
4. Medical college/institution will fill up all the details/data. The Assessor will verify availability and functional status of major infrastructure and major equipment of the institution mentioned in **Form-A** and may verify the relevant workload data furnished by the medical college/institution as per the requirement. Assessor will verify in detail all the items mentioned in **Form-B** (Department Specific form).
5. The original copy of the Annual Self-Declaration Form shall be preserved by the medical colleges. The PDF copy of SAF will be sent by e-mail.
6. Please read the FORM carefully before filling it up. Retrospective changes in Data will not be allowed.
7. Do NOT edit or modify any part of the Form. Tampering with the format of this Form will render your submission invalid.
8. Write N/A where it is **not applicable**. Write '**Not Available**', if the facility is **not available**.
9. Head of the Department and Dean will be responsible for filling all columns and signing on all pages and at the end of the Form. Do NOT leave any section of the Form or part thereof unanswered. Incompletely filled up Form shall be summarily rejected.


 Signature of Dean
 B.J. Govt. Medical College, Pune

Signature of Assessor

10. Dean, Head of Department (HoD) and Faculty should be thoroughly well-versed with all Regulations and MSRs of NMC.
11. All Faculty, Senior Residents and Post-Graduate students will fill up the **respective Declaration Forms**. It should be countersigned by HoD and Head of the institution. The original Declaration Form shall be preserved by the medical colleges/institutions.
12. Medical College shall maintain the **Declaration Forms** who are relieved or retired during the reported year.
13. Add rows in a Table as per requirement.
14. Non-compliance/wrong declaration or fake documents will invite penalties as per NMC regulations.
15. The working days will be calculated as per the following formula [365 – 52 (Sundays) –Holidays declared by the respective Government/medical college]. The dates of the Holidays to be provided by the medical college/institution as Annexure.
16. Annual detail of all clinical workload/ investigations will be provided as per the **Data Table** as and when asked for. Template of the Data Table is at end of this document.



Dean

B. J. Govt. Medical College, Pimpri
Signature of Dean

Signature of Assessor

A. GENERAL INFORMATION OF MEDICAL COLLEGE/ INSTITUTION

1. Name of Medical College/Institution: **B.J. Government Medical College, Pune**
2. College Type: Government/ Non : **Government: Government**
3. Stand-alone PG: **No**
4. LOP date of establishment of undergraduate college: 1946
5. Dates of the Holidays of last year. **Annexure -I (A)**
6. Total working days of last year: 292
7. College Address: Sassoon Hospital, Jayprakash Narayan Road, Pune
College City/Town: Pune
College District: Pune
College State: Maharashtra
Pin Code: 411001
8. College Website: www.bjgmc-pune.org
9. College E-mail ID: deanbjmcpune@gmail.com
10. College Landline No.: 0261280002301
11. College Mobile/Phone No.: 9420483056
12. College Competent Authority: **Dean**
13. College Competent Authority Name: Dr. Eknath D. Pawar
14. College Competent Authority E-mail ID: eknathpawar999@gmail.com
15. College Competent Authority Mobile No: 8551996777
16. College Competent Authority Landline No: 02026102299
17. Name and Address of Affiliated University: Maharashtra University of Health Sciences, Nashik
18. Name and address of the Vice-Chancellor: Dr. Madhuri Kanitkar
19. Landline No./Mobile No of the Vice-Chancellor.: 02532539190/270/26659190
20. E-mail address of the Vice-Chancellor: academic@muhs.ac.in

academicmedical@muhs.ac.in


Signature of Dean
B. J. Govt Medical College, Pune

Signature of Assessor

B. DETAIL OF UNDERGRADUATE MEDICAL COLLEGE/INSTITUTE:

Total number of UG seats: 250

Total hospital beds of all Departments required for UG College: 1296

Parameter	On the day of Assessment	Year 1	Year 2	Year 3 (Last Year)
(1)	(2)	(3)	(4)	(5)
Total OPD patients of all departments required for UG college (Write the average of all the OPD days in a year in column 3, 4, 5)		2060	2022	1645
Bed Occupancy of all the required In-patient beds for UG College. (Write average of all days in a year in column 3, 4, 5)		81%	83.3%	85.60%

C. LIST OF ALL BROAD SPECIALITY AND SUPER SPECIALITY DEPARTMENTS EXISTING IN THE INSTITUTION WITH BASIC DETAILS:

Name of Department	Total Beds	Total No. of Units	Total No. of Admissions per year	Year of Starting the Course
MD - Anesthesiology	--	---	18	1964
MD-Anatomy	--	---	03	1964
MD-Biochemistry	--	---	09	1964
MD -Community Medicine	--	---	10	1964
MD-Dermatology and Venerology Leprosy	70	2	08	1965
MD-Emergency Medicine	30	1	03	2022
MD-Forensic Medicine	--	---	06	1964
MD-General Medicine	240	08	16	1964
MD-General Surgery	240	08	17	1964
MD-Microbiology	--	---	10	1964
MD-Pharmacology	--	---	08	1964
MD - Pathology	--	---	16	1964
MD-Physiology	--	---	04	1964
MD-Pediatrics	130	04	12	1964
MD-Psychiatry	70	2	07	1964
MD - Respiratory Medicine	74	2	05	1964
MD - Radio-Diagnosis	--	---	11	1964
MS - Obstetrics and Gynecology	200	04	18	1964

Signature of Dean
B. J. Govt. Medical College, Pimpri

Signature of Assessor

MS – Ophthalmology	80	02	10	1971
MS – Orthopedics	120	4	12	1974
MS [®] Oto-rhino-laryngology	70	2	06	1964
Mch Pediatric Surgery	20	1	02	2020
Mch Plastic Surgery	20	1	02	2019
MCh Neurosurgery	20	1	02	2016
DM Neonatology	59	1	02	2023
DM Interventional Radiology	--	---	02	2023

D. COMMON INFRASTRUCTURE:

I. General:

Parameters	Availability	Adequate/ Not Adequate
Central supply of Oxygen	Yes	Adequate
Central Suction	Yes	Adequate
Central Sterilization Department	Yes	Adequate
Laundry	Yes	Adequate
Kitchen	Yes	Adequate
Generator facility	Yes	Adequate
Bio-waste disposal	Yes	Adequate
Computerized Medical Record Section	Yes	Adequate
Which ICD classification being used	ICD10	----

II. Out-Patient Department:

Space and arrangements : Adequate

Parameter	On the day of Assessment	Year 1	Year 2	Year 3 (Last Year)
(1)	(2)	(3)	(4)	(5)
Total OPD Patients of all the Departments in the hospital <i>(Write the average of all the OPD days in a year in column 3, 4, 5)</i>		2060	2022	1645


 Signature of Dean

Signature of Assessor

III. Blood Bank:

License valid till date: 27/07/2028

Blood component facility: Available/Not-Available

Parameter	On the day of Assessment	Year 1	Year 2	Year 3 (Last Year)
(1)	(2)	(3)	(4)	(5)
Blood Units including Components issued		35782	37769	34505
Blood Units including Components utilized in the hospital (write average of all days in column 3,4,5)		35543	37659	34322
Average number of units utilized daily by the various Specialities (Attach Annexure)		Annexure I		
Blood units collected		16322	17366	17148
Total Number of Cross matchings		36250	39924	37308
Number of units stored (write average of all days in column 3,4,5)		1360	1447	1429
Number of Units available on Assessment Day		-	-	-

Blood Bank
Various Specialty blood supply average daily
Annexure I

Year	2021 (Average Per Day)	2022 (Average Per Day)	2023 (Average Per Day)	2024 (Average Per Day)
Pediatric	18	21	21	19
OBGY	88	76	59	70
Surgery	14	26	29	21
Medicine	62	69	72	68
Orthopedics	17	15	20	18

IV. Emergency Department/ Casualty Services

Number of Beds (Exclude beds in the Triage area): 30



Signature of Dean
 E. J. Govt. Medical College, Pimpri

Signature of Assessor

a. Equipment:

Name of the Equipment	Numbers Available	Functional Status	Important Specifications in brief
Ventilators	10	Functional	NA
Defibrillators	02	Functional	NA
Fully equipped disaster trolleys	02	Functional	NA
Multipara monitors	30	Functional	NA
Dedicated portable x-ray machine available:	01	Functional	NA
Number of Ambulances	10	Functional	NA
Ultrasonography with color Doppler and curvilinear probe, Linear probe, and Phased array probe(cardiac)	02	Functional	NA

b. Specific Clinical/ Investigative Workload of the Emergency Department:

Particulars	On the day of Assessment	Year 1	Year 2	Year 3 (Last Year)
1	2	3	4	5
Number of patients attended (in the green zone/ OPD of the Emergency Department) for OPD workload. (Write average daily attendance in columns 3, 4 and 5*)		90	92	94
Admissions (number of patients admitted in Red and Yellow Zones). (Write average daily admission in columns 3, 4 and 5*)		102	104	112
Total number of patients admitted in the hospital through EM Deptt.		102	104	112
Bed occupancy for Percentage of Bed Occupancy		-	-	-
Bed occupancy for the whole year above 75% (Prepare a Data Table)	-	Yes	Yes	Yes
Number of Major surgeries for patients attending EM#		7225	7350	7823

Signature of Dean

B. J. Govt. Medical College, Pimpri

Signature of Assessor

Particulars	On the day of Assessment	Year 1	Year 2	Year 3 (Last Year)
Number of Minor Surgery/Procedures in EM @		7965	13450	14230
Details of the Procedures (Give the details in the Table given below)				
Consumption of blood units for EM patients (Write average of all 365 days in column 3,4,5)		120	115	102
X-rays per day for EM patients (Write average of all 365 days in column 3,4,5)		110	120	136
Ultrasonography per day for EM patients (Write average of all 365 days in column 3,4,5)		122	146	162
CT scans per day for EM patients (Write average of all 365 days in column 3,4,5)		78	94	108
MRI scans per day for EM patients (Write average of all 365 days in column 3,4,5)		10	15	20
OPD Haematology workload per day for EM patients (Write average of all 365 days in column 3,4,5)		90	110	116
OPD Biochemistry workload per day for EM patients (Write average of all 365 days in column 3,4,5)		42	38	48
OPD Microbiology workload per day for EM patients (Write average of all 365 days in column 3,4,5)		20	24	26
ABG per day for EM patients (Write average of all 365 days in column 3,4,5)		115	120	130
Cardiac biomarkers per day (average) for EM patients		15	20	22
Total deaths in the EM Department		784	557	581

Signature of Dean
E.J. Govt. Medical College, Ponn

Signature of Assessor

- * Average daily attendance is calculated as below.
Total patients attending EM in the year divided by total number of days in a year
- # Total number of major surgeries of patients shifted to Hospital/Operating Room directly from ED or are operated in the ED Operation Theatre.
- @ Minor Operation can be those that are done in the Procedure Room /Minor Operation Room inside the ED. These may include wound wash/debridement in the ED, wound suturing or removal, K-wiring, dislocation reduction, etc.

Details of Procedures

Procedures	On the day of Assessment	(Last Year)
Central Line placement		360
Non-invasive ventilations		600
Pleural Tapping/Chest tube insertion		100
Pericardiocentesis		30
Cardioversion/Defibrillation		1200
Incision and Drainage of abscess		1464
Endotracheal Intubation with direct laryngoscopy		2532
Major trauma primary care like splinting/dressing		720
Endotracheal intubation with video laryngoscopy		210
Tracheostomy		24
Ultrasonography		1344
Transcutaneous Pacing		48
Regional Block		320

V. Intensive Care Facility:

Total intensive care unit beds in hospital: 173

Total and high dependency beds in hospital:

Total Post-operative/ Post Anaesthesia care unit beds in hospital: 33

Intensive care facilities:

Type	Managed by which Department	Number of total beds	List of Major Equipment and their Numbers		Bed occupancy on the day of Assessment	Average bed occupancy for the last year
Medical ICU- MICU And Intensive Coronary Care Unit-ICCU	General Medicine	36	1. Multiguna Monitors	21, Functional	100%	100%
			2. Upper GI endoscope	3, Functional		
			3. Dialysis machines	17, Functional		

Signature of Dean
B. J. Govt. Medical College, Pimpri

Signature of Assessor

			4. Echo – color Doppler 5. Resuscitation kit 6. Pulse Oxymeters 7. Colonoscope 8. ECG 9. Holter 10. Crash cart 11. Computerized PFT equipment 12. Syringe pump 13. Bronchoscope 14. TMT 15. Defibrillator 16. Other routine use equipment 17. Ventilators	2, Functional crash cart 20, Functional 2, Functional 10, Functional No yes yes (available with Pulmonary medicine dept) 10, Functional yes (available with Pulmonary medicine dept) 1, non-functional 5, Functional yes 21, Functional		
Surgical ICU –SICU	General Surgery	7	List attached as Annexure 3	100%	100%	
Neonatal ICU- NICU	Neonatology	59	1. Conventional ventilator 18 2. HFOV 3 3. Defibrillator 1 4. Radiant warmers 59 5. ECG Machine 1 6. Multipara Monitor 12 7. Syringe Pump 22 8. CPAP machine 18 9. ABG machine 1 10. Phototherapy machine 28 11. HFNC	100%	100%	
Pediatrics ICU- PICU	Pediatrics	12	1. Conventional ventilator 2. Defibrillator 3. Radiant warmer 4. ECG Machine 5. Multipara Monitor	100%	100%	

Signature of Dean
 E. J. Govt. Medical College, Pimpri

Signature of Assessor

			6. Syringe Pump 7.HFNC 8.Central Monitoring System.		
Critical care unit-CCU	-----	--	-----	-----	-----
Any other ICU (add rows)					
Trauma ICU (TICU)	General Surgery, Neurosurgery, Orthopaedics, Anaesthesia	18	1. Ventilator with monitor 18 2. ABG 1 3. USG 1	100%	100%

VI. Dialysis:

- a. Number of Beds: 10
b. Number of Hemodialysis Machines: 17

	On the day of assessment	Year 1	Year 2	Year 3 (last year)
Total Hemodialysis		3845	4149	4633
Total Peritoneal Dialysis		15	19	16

VII. Radiology Department:

a. Equipment:

Sl. No.	Name of the Equipment	Numbers Available	Functional Status	Important Specifications in brief
1.	X-Ray Machines-Static i. ii. iii.	6	Working	1 1000Ma DR System 2 300 Ma U arm Dr system 3 500 Ma Machine 4 500 Ma DR System 5 500 Ma X ray Machine 6 450 Ma X ray Machine
2.	X-Ray Machines-Portable i. ii. iii.	7	Working	1 Brivio 10 2 MI 100 3 MI 100 4 RX 90 5 RX 90 6 Shimadzu 7 Shimadzu
3.	X-Ray Machines-TV/Imaging facility	1	Working	800 Ma IITV system

Signature of Dean
B.S. Govt. Medical College, Pimpri

Signature of Assessor

4.	CT Scan (Mention slices, year of manufacturing with other specifications) i. ii.	2	Working	128 slice CT Scan (2012) Seimens Somatom Definition AS + Configure
				16 slice CT Scan (201074)
5.	MRI (Mention Tesla, year of manufacture with other specifications)	1	Working	1.5 Tesla Mri Wipro GE (2009) Signa HDX
6.	USG – Grey Scale (mention probes available with each machine) i. ii. iii.	6 All machine have grey scale and colour Doppler	Working	1 Affinity 30 Probes 3 2 Affinity 70 probes 3 3 Affinity 50 probes 3 4 Voluson P8 probes 3 5 Mindray Dc 60 Probes 3 6 Hitachi Aloka F37
7.	USG – Colour Doppler (mention probes available with each machine) i. ii. iii.			
8.	Mammography	1	Working	Mammomat Select
9.	DSA	1	Working	Biplane DSA Optima IGS 120
10.	Any other equipment (add rows)	5	Working	Fuji CR System

b. **Clinical workload of the Radio-diagnosis Department:**

Parameter	On the day of assessment	Year 1	Year 2	Year 3 (Last Year)
(1)	(2)	(3)	(4)	(5)
Total Plain X-rays (write average of all working days in a year in column 3, 4, 5)		137314	154587	179851
IVP		252	271	292
Barium Swallow		352	380	408
Barium Upper GI studies		--	--	--
Barium Meal Follow through		--	--	--
Barium Enema		310	325	330

Signature of Dean
B. J. Govt. Medical College, Pimpri

Signature of Assessor

Parameter	On the day of assessment	Year 1	Year 2	Year 3 (Last Year)
(1)	(2)	(3)	(4)	(5)
HSG		360	350	421
Silography		--	--	--
Urethrogram		672	780	810
MCUG		572	630	651
Fistulography/Sinography		232	292	312
Total Number of Ultrasonography		56898	63494	74869
Number of Ultrasonography (write average of all working days in a year in column 3, 4, 5)		42262	45096	44415
Doppler studies for abdominal vessels and scrotal conditions		1490	2086	2682
Doppler study for peripheral vessels		7748	9238	11324
Doppler study for carotid vessels		358	622	1242
Other Doppler studies		3576	4478	6258
USG Guided procedures-FNAC/ Biopsy		722	992	1436
USG Guided procedures -aspiration/intervention		742	982	1512
Total CT scan		21992	24755	28842
Total CT scan per day (write average of all working days in a year in column 3, 4, 5)		74	83	98
Number of plain CT Scans (without contrast)		16198	17986	19476
Number of plain CT Scans Brain		13736	15020	16002
Number of plain CT Scans Abdomen		1190	1488	1984
Number of plain CT Scans Head and Neck		1092	1286	1294
Number of CT contrast Enterography		220	278	312
Number of CT contrast Urography		5509	6406	8962
Number of CT contrast Enema		65	85	92
CT guided procedures like FNAC/BIOPSY		180	192	196
Total MRI		2161	2292	2855
Total MRI per day (write average of all working days in a year in column 3, 4, 5)		7	8	10
Number of plain MRI (without contrast)		1661	1840	2389
Number of plain MRI Brain		598	596	640
Number of plain MRI for spine		894	1043	1490
Number of MRI with contrast		500	452	466
Number of MR Urography		208	156	145
Number of MR Cholangiopancreatography				

Signature of Dean

B. J. Govt. Medical College, Pusa

Signature of Assessor

Parameter	On the day of assessment	Year 1	Year 2	Year 3 (Last Year)
(1)	(2)	(3)	(4)	(5)
Mammography		342	560	702
Angiography (Conventional)		--	--	--
Angiography (DSA)		144	301	188
Any others (Please add rows)	--	--	--	--

VIII. Pathology Department

a. General Information:

Spacing and Organization of Laboratories:	Adequate / Inadequate
Laboratory Management Information System:	Available / Not Available
Internal Quality Assurance Practiced:	Yes/No
External Quality Assurance Services Practiced: If yes, details of EQAS	Yes/No Dr. Ram Manohar Lohia Institute of Medical Sciences, Lucknow for Histopathology AIIMS, New Delhi and CMC, Vellore for Heamatology
Lab Accredited: If Yes Give Details	Yes/No NABL Accreditation No. MC-6776 (Histopathology)

b. Equipment:

Name of the Equipment	Numbers Available	Functional Status	Important Specifications in brief
Binocular Microscopes	22	Working	Annexure II
Penta head Microscope	02	Working (One Penta head shared with Microbiology)	
Binocular Research Microscope with photography facility	01	Working	
Automated Tissue Processor	04	Working	
Microtome	02	Working	
Cryostat for Frozen Sections	01	Working	
Microwave for IHC	01	Working	
Cell Counter	04	Working	

Signature of Dean

Dean

Signature of Assessor

HPLC Machine (Hb variants)	NA	
Centrifuge / Cytospin	04	Working
PT and Aptt Automated Analyzer/Coagulometer	01	Working
Flowcytometry for Hematology	01	Working
IHC equipment	NA	
Any other equipment (Add rows)	01	Working

c. **Details of different sections in the Department of Pathology:**

Section	Area (M ²)	Equipment available
Histopathology	74.97 sqm	Available
Cytology / Cytopathology		Available
Hematology	99.96 sqm	Available
Fluid section		
Autopsy/ Morbid Anatomy	55.74sqm	Available
Other		

d. **Clinical workload of the Pathology Department:**

Nature of Specimens	On the day of Assessment	Year 1	Year 2	Year 3 (Last Year)
(1)	(2)	(3)	(4)	(5)
Total number of histopathology investigations [(Total specimens (Organ/Part/Tissue)] for histopathology received and reported *		4398	5009	5804
Frozen sections		88	126	138
Special stains (give details below in brief)		1006	1036	1066
Immunohistochemistry (mention below if outsourced)		1313 (No of Markers)	1404 (No of Markers)	1465 (No of Markers)
Total Hematology Specimen received and tested		257253	204977	207200
Total Cytopathology Specimen received and reported (Cytopathology workload)		2092	2097	2273
Fluid Cytology		428	345	495
Exfoliative Cytology		812	843	915
FNAC (Direct)		820	873	839
FNAC (CT guided)		02	01	-

Signature of Dean

B. J. Govt. Medical College, Pimpri

Signature of Assessor

FNAC (USG guided)		30	35	24
PBF		14553	10150	11415
Bone marrow		153	165	231

e. **Histopathology**

Types of histopathological reports by the Department of Pathology:

Nature of Disease Reported	On the day of Assessment	Year 1	Year 2	Year 3 (Last year)
Tuberculosis		18	22	27
Other infections/ Inflammations		591	910	836
Non Neoplastic *		2370	2216	2981
Benign tumors		698	915	1015
Malignancies		541	778	744
Others (specify)		180	168	201
Inadequate biopsies, Descriptive reports				

Note: * Tuberculosis and Other infections/inflammations to be excluded here.

f. **Hematology:**

i. Total Hematology samples received and tested:

2021	2022	2023
257253	204977	207200

ii. **Number of Investigations:**

Name of test	Total Numbers			
	Number on day of Assessment	Year1	Year2	Year3 (Last Year)
CBC		207058	182459	154310
ESR		3340	2018	3185
Reticulocyte Count		2297	2088	3425
Absolute Eosinophil Count		Absolute eosinophil count is included in CBC Parameters		
Bone Marrow Aspiration		153	165	231
Bone Marrow Biopsy		153	165	231
PT, aPTT, D-dimer		74749	41272	69719


Dean

Signature of Dean

Signature of Assessor

iii. Facilities for the work up of the following (Name of investigation & numbers per year):

Name of the Test	Number on day of Assessment	Year1	Year2	Year3 (Last Year)
Coagulation Disorders		12	17	26
Leukemia		30	35	56
Nutritional Anemias		870	840	800
Hemolytic Anemias		40	42	35

g. Body Fluids (Clinical Pathology):

Name of the Test	Number on Day of Assessment	Year 1	Year 2	Year 3 (Last Year)
Urine: Routine		14160	17631	18894
Urine Special:		20	25	20
Semen: Routine		90	128	116
Semen: Special		-	-	-
CSF		2118	1256	1713
Sputum:				
Other body fluids:		2147	1594	2479

IX. Biochemistry Department

a. General Information:

Spacing and Organization of Laboratories:	Adequate / Inadequate
Laboratory Management Information System:	Available / Not-Available
Internal Quality Assurance Practiced:	Yes/No
External Quality Assurance Services Practiced: If yes, details of EQAS	Yes/No RANDOX EQAS used to be processed Once a month
Lab Accredited: If Yes Give Details	Yes/No Certificate of Accreditation : ISO 15189:2022 "Medical Laboratories – Requirements for quality and competence for medical testing" Cert.No:MC-6776 Dated : 02/09/2024 valid upto 01/09/2026



Signature of Dean College, Pune

Signature of Assessor

b. List of Department specific laboratories (e.g., undergraduate laboratory, postgraduate laboratory etc.) with important Equipment (if applicable):

Laboratory	Equipment	Numbers Available	Functional status
UG Laboratory	As Per UGMSR2023	Input in table below	X
PG Laboratory	1. Electrophoresis	01	F
	2. Chromatography	01	F
	3. Spectrophotometer	01	F
	4. Semi / Auto Analyzer	01	F
	5. Electrolyte Analyzer	01	F
	6. ELISA	01	F
Clinical Chemistry Laboratory in Hospital	1. Semi Auto Analyzer	01	F
	2. Fully Auto Analyzer	05	F
Immunochemistry	1. Immunochemistry Analyzer	01	F
	2. CLIA	01	F

c. Clinical material and investigative workload of the Department of Biochemistry:

No. of samples received: 326 per day

No. of Tests Done: 7869 per day

i. Clinical chemistry Investigations:

Investigations	On the day of Assessment	Year 1	Year 2	Year 3 (Last Year)	Daily Average for the Last Year
Glucose		34657	35770	37230	101
Urea		192117	195230	198215	562
Creatinine		194239	196242	198925	558
Serum bilirubin		184377	185230	187975	523
Serum proteins		75748	76299	78110	230
Electrolytes		150232	152742	153300	428
Lipid profile		52317	53427	54020	162
Calcium		52118	52719	53655	153
Magnesium		15412	16130	16790	53
Phosphorus		42592	43233	44530	128
Uric acid		49832	50337	51100	145

Signature of Dean



Signature of Assessor

Urine analysis		N/A	N/A	N/A	N/A
Pleural fluid		89	85	93	01
CSF		N/A	N/A	N/A	N/A
Peritoneal Fluid		N/A	N/A	N/A	N/A
Any other		22872	23173	24090	75

ii. Special investigations including enzymes, chemiluminescence and immunochemistry

Investigations	On the day of assessment	Year 1	Year 2	Year 3	Daily Average for the last year
Serum Amylase		12855	12972	13870	45
Serum Lipase		2712	2870	2920	12
Serum AST		142629	149345	152935	451
Serum ALT		151334	152445	153300	432
Serum ALP		95639	97447	98550	282
Others		76917	78022	79205	228
Hormonal Assays		1449	2169	1085	04
Thyroid Hormones		9423	10223	10950	34
Steroid Hormones					
Sex Hormones		1440	1510	552	02
Other		5132	5235	5475	17
Vitamins Assay		N/A	N/A	N/A	N/A
Iron Profile		1642	1730	1825	06
HbA1C		1810	1730	-	-
Ferritin		N/A	N/A	N/A	N/A
CRP		650	685	543	02
Tumor markers		N/A	N/A	N/A	N/A
Immunoglobulin Assays		325	310	270	01
Troponins		74082	75345	76650	206
Others		-	930	1095	03
		1882	1930	458	02


Dean

A. J. Govt. Medical College, Pimpri
Signature of Dean

Signature of Assessor

X. Microbiology Department**a. General Information:**

Spacing and Organization of Laboratories:	Adequate
Laboratory Management Information System:	Available
Internal Quality Assurance Practiced:	Yes
External Quality Assurance Services Practiced: If yes, details of EQAS	Yes
Lab Accredited: If Yes Give Details	Yes

b. Equipment:

Name of the Equipment	Numbers Available	Functional Status	Important Specifications in brief
Binocular Microscopes	156	F	Binocular Microscopes for MBBS & routine
Fluorescence Microscope	1	F	For TB, Leptospiro
Inverted Microscope	1	F	For Viral Culture
Multi-header Microscope	1	F	Shared with Pathology Dept.
BOD Incubator	1	F	For Fungal culture
Bacterial Incubator	6	F	For Bacterial culture
Hot Air Oven	3	F	For sterilization of Glass ware
Autoclave	6	F	Sterilization of Media culture Media
Centrifuge	10	F	For preparation of sample of PCR & ELISA
Anoxomat / McIntosh Fildes Jar	4	F	For Anaerobic culture
pH Meter	2	F	For Biochemical and culture media preparation
Electronic Weighing balance	2	F	For Biochemical and culture media preparation
Candle Jar	2	F	For growth of Capnophilic organism
VDRL Shaker/ Rotator	2	F	For VDRL test
ELISA Washer	1	F	For ELISA
ELISA Reader	3	F	For ELISA
LCD screens	2	F	For teaching purpose
Deep Freezer -20 ⁰	6	F	For storage of Antibiotic disks and serology kits
C Deep Freezer -80 ⁰	4	F	Molecular storage purpose

Signature of Dean

B. J. Govt Medical College, Pimpri

Signature of Assessor

Name of the Equipment	Numbers Available	Functional Status	Important Specifications in brief
Laminar Flow Horizontal	1	F	For Media preparation
Laminar Flow Vertical	1	F	For Media preparation
Biosafety Cabinet BSL2	5	F	For service Labs
Digital Water Bath	3	F	Serology and ELISA
Automated Blood Culture	1	F	For blood culture processing
RT (Real Time) - PCR	3	F	Testing of Covid, fever panel
Conventional PCR	2	F	Testing of Covid, fever panel
GeneXpert	1	F	16 Modules
CLIA (Chemiluminescence-Immunoassay)	1	F	For serological testing
Any other equipment	Truenat, Gridion Minion Qiasat	F F F F	Truenat : Automated Machine for TB testing Gridion : For genomic sequencing Minion : For genomic sequencing Qiasat : Rapid multiplex Syndromicteting

c. Total number of Laboratories in the Department:

Name of the Laboratory	Available (Yes/ No)	General Facility (Adequate/ Not Adequate. If not adequate, mention the deficiencies)	List of Essential equipment
Bacteriology	Yes	Adequate	Vitrk, BacTalert
Serology/ Immunology	Yes	Adequate	ELISA reader and washer
Virology	Yes	Adequate	ELISA reader and washer
Mycology	Yes	Adequate	BOD Incubator
Parasitology	Yes	Adequate	Microscope
Mycobacteriology	Yes	Adequate	CBNAAT, True Nat
STI Lab	Yes	Adequate	VDRL shaker
Anaerobic	Yes	Adequate	McIntosh Field's Jar
Media Room	Yes	Adequate	Autoclave
Hospital Infection Control Testing Facility & Record keeping	Yes	Adequate	Biosafety Cabinet and incubator
ICTC DOTS	Yes	Adequate	Both ICTC and DOTS available. Sequencing Facility also available

d. Year-wise workload (past 3 years) for the entire hospital:

Particulars	On the day of assessment	Year 1	Year 2	Year 3 (last year)
Bacteriology		37507	50597	52308

Signature of Dean
B. J. Govt. Medical College, Pimpri

Signature of Assessor

Serology/ Immunology		42354	68953	81296
Mycology		892	893	1130
Parasitology		324	718	644
Virology		12153	14911	17666
Molecular tests		367014	100600	10347
Any others(Mycobacteriology)		6358	6207	9505
Immunology		7825	6355	9247
Viral Load		5734	14077	18336

XI. Obstetrics and Gynecology Department

a. Infrastructure

1. Total beds in Department	200
2. Total operation theatres in the Department.	04
3. Number of delivery tables	15
4. No of beds in Eclampsia room with Multipara monitors, CTG and infusion pumps on each bed	02

b. Equipment:

Name of the Equipment	Numbers Available	Functional Status	Important Specifications in brief
Multiparameter Monitors	04	Functional	Patient multi parameter monitors-Adult
Pulse Oxymeters	06	Functional	Oxygen saturation measurement
Infusion pump	02	Functional	Infusion syringe pump
CTG Machines	15	Functional	Central fetal monitor system (Multitech medical system)
No of USG machines with Doppler facility and TV probe and convex probe- (Should have minimum 2 machines)	02	Functional	2 D Ultrasonography with TAS and TVS probe

c. Workload

Deliveries: (Total)	On the day of Assessment	Year 1	Year 2	Year 3 (Last year)
Normal (Vaginal)		5314	5645	5891

Signature of Dean 
B. J. Govt Medical College, Ponn

Signature of Assessor

Operative (Vaginal)		80	134	83
Operative (CAESAREAN)		3344	3364	3180
Deliveries including LSCS per week (average of all weeks of the year)	X	168	176	176

XII. Operation Theatre:

a. Total number of Operation Theatres with anesthesia facilities in whole hospital: 42

b. Do you fulfil the operational guidelines for Operation Theatres Complex prepared by the Ministry of Health and Family Welfare? [Link: <https://nhsrcindia.org/sites/default/files/Guidelines-on-OT.pdf>]: **Yes**

If No then mention deficiencies and what measures are you taking to fulfill those deficiencies.
(Annexure)

Particulars	On the day of Assessment	Year 1	Year 2	Year 3 (Last year)
Total number of Major surgeries performed in all disciplines of the institute of entire hospital		12545	16009	17351
Total number of Minor operations of entire hospital of all departments)		38468	46526	52753

b. List of Common Major Equipment in Operation Theatres:

Name of the Equipment	Numbers Available	Functional Status	Important Specifications in Brief
Operating Tables	42	Functional	Different Positions/inclination Remote operated
Anesthesia work station per operating table	42	Functional	Flowmeter: O2+Air+N2O Tec7 vaporiser Antihypoxia devices Ventilator with bellows
Multiparameter Monitors (8 parameters) per operating table	42	Functional	Adult and Paediatric Use- NIBP, Temperature, ECG, SPO2, ETCO2, Respiration, IBP, CVP, BIS, NMT
Laryngoscope (Macintosh)	60	Functional	LED
Flexible Bronchoscope (Size and length)	3	Functional	Length: 60cm -3 Size: 6 - 3
Second generation Supraglottic Airway devices	50	Functional	All sizes
Video-	17	Functional	Adult and Pediatric size

Signature of Dean 

Signature of Assessor

laryngoscope			
Bougies/Stylets/Airway exchange catheters	20	Functional	Adult and Pediatric sizes Reusable
Resuscitation equipment/Crash cart	42	Functional	Multiple Compartment
Defibrillators	21	Functional	Manual with AED mode
Ultrasound machine	3	Functional	With linear, curvilinear and phased array Preset for different anatomical region
Patient warming devices	3 each	Functional	Fluid warmer and convective air warmer Able to warm upto temperature of 42°C
Any other equipment (Add rows)	1 each	Functional	Cardiac Out Put Monitor Rapid Infusor Set

XIII. Facilities for PG Students:

- Separate Rest Room/Duty room for Male and Female students: Available
- Hostel Accommodation for PG students:

List			No. of Rooms available with attached Bath	
S.No.	Details	Number	Boys	Girls
i.	Total PG seats (Broad Speciality + Super Speciality):	11	249	333
ii.	Total required Senior Residents for Broad Speciality:	116		

Option of installation of air conditioner available: No

c. Recreational Facilities:

Details	Available/ Not Available	Used regularly/not used
Playground with outdoor sports facility like cricket, football, basketball etc.	Available	Used regularly
Gymnasium with indoor sports facilities like table tennis, badminton etc.	Available	Used regularly

d. Stipend paid to the PG students, Year-Wise:

Year	Stipend paid in Govt. Colleges by State Govt.	Stipend paid by the Institution*
1 st Year	91282	91282
2 nd Year	92096	92096

Signature of Dean

B. J. Govt. Medical College, Pune

Signature of Assessor

3 rd Year	92911	92911
----------------------	-------	-------

* Stipend shall be paid by the institution as per Govt. rate shown above.

- e. Anti-Ragging Committee Members (**attach file as Annexure**): **Attached (Annexure II) (6)**
- f. Number of Anti-Ragging Committee Meetings held in the year: 5
- g. Whether Annual Report pertaining to Anti-Ragging Regulation Submitted: Yes/No

XIV. Medical Record Section

- a. Organization of the Medical Record Section:
 - 1) Location And Layout : The department is located at the 4 th floor of main building. The storage and issuing branch has total floor area appx. 6000 Sq.ft. out of which 2400 is the filling space. The record room is dry airy with limited humidity and well maintained.
 - 2) Equipment and Furniture –
 - a) Filling racks and cabinet
 - b) Computer System, Duplicator, Numbering Machine
 - c) Stools, Ladders, Steel Cupboards
 - d) Furniture – Office chairs and tables
 - e) Stationery and printed medical record forms and register for the efficient functioning of MRD
 - 3) Retention of Medical Record :-
 1. OPD -3 Years
 2. IPD – 5 Years
 3. MLC – 30 Years (Life Long)
 - 4) Following are the reference book :-
 - 1) Latest ICD revision 10th revision
 - 2) Manual of medical records
- b. Staff:

Sr No.	Designation	Required	Existing	Deficiency
1	Medical Record Officer	1	0	1
2	Medical Record Librarian	1	0	1
3	Statistician Cum Lecturer	1	1	0
4	Medical Record Technician	1	1	0
5	Record Clerks	6	3	3
6	Coding Clerks	4	0	4
7	Peon	3	3	0

- c. Details of the Software Available: In Process
NextGen e Hospital NIC

XV. Central Library

- a. No. of books and Journals: Adequate
- b. Reading Room Facility: Adequate


Dean

B. J. Govt. Medical College, Pimpri
Signature of Dean

Signature of Assessor

E. COMMON ACADEMIC ACTIVITIES:**↗ Ethics Committee Details:**

- i. Ethics Committee Members (Annexure)- Attached (Annexure III) (c)
- ii. Registration details: ECR/433/Inst/MH/2013/RR-24
- iii. Number of Ethics Committee meetings held in the year (last year): 9 Members

b. Medical Education Unit :

- i. Committee members: 11
- ii. Number of meetings held annually: 07

c. Numbers of Clinico-pathology Meetings held in last year: 01**d. Number of Death Review Meetings held in last year:16 Meetings (Quarterly)**

- 1. Medicine + Allied subject
- 2. Surgery+ Allied subject
- 3. OBGY
- 4. Pediatrics

e. Number of Infection Control Committee meetings held in last year:**F. DEATH:**

Number of deaths			
On the day of Assessment	Year1	Year 2	Year 3 (Last year)
----	7702	6504	6446


 Signature of Dean

Signature of Assessor

DATA TABLE*Clinical Workload of OBGY department*

Months → Date ↓	January	February	March	April	May	June	July	August	September	October	November	December
1	36	106	78	85	77	130	84	108	110	29	123	101
2	121	128	99	29	125	104	26	117	89	83	110	81
3	102	88	105	140	113	90	136	119	35	118	78	26
4	106	95	91	26	120	32	165	97	152	124	91	122
5	105	28	27	116	31	127	133	116	155	162	35	120
6	102	131	111	120	103	107	146	38	125	124	143	105
7	91	104	37	26	33	134	117	153	111	104	128	113
8	30	103	135	114	172	85	97	157	85	30	123	63
9	130	120	120	24	128	91	39	168	119	157	122	122
10	109	104	102	124	105	94	146	160	42	143	41	37
11	101	116	107	143	101	32	118	133	153	127	80	120
12	109	38	39	100	122	125	93	119	149	131	32	121
13	102	161	128	124	82	118	133	36	138	116	145	123
14	78	113	136	29	28	90	106	140	122	94	35	90
15	31	115	94	103	126	105	117	30	94	31	104	128
16	104	104	77	36	147	95	35	115	95	147	131	88
17	117	96	69	126	125	106	133	161	35	115	135	28
18	117	73	78	107	118	35	132	112	132	109	96	141
19	96	31	34	121	92	151	111	116	25	138	22	122
20	90	103	117	118	95	144	129	36	131	107	130	102
21	103	128	120	125	32	121	110	120	130	88	127	118
22	33	127	25	59	119	120	105	156	22	34	140	103
23	113	98	134	26	121	124	36	149	99	109	142	96
24	116	106	122	125	110	98	132	153	35	29	123	35
25	103	119	97	121	111	34	135	126	154	121	95	80

Signature of Dean



Dean

Signature of Assessor

26	38	36	35	107	102	124	106	90	147	112	39	111
27	117	115	121	109	91	129	108	28	114	121	132	106
28	78	121	118	116	29	90	100	173	30	74	112	132
29	32	0	115	88	142	30	95	163	132	35	130	95
30	106	0	33	20	124	94	32	81	93	111	120	85
31	97	0	113	0	102	0	124	107	0	145	0	31

Clinical workload includes all OPD, IPD, Total deliveries, caesarean sections, major & minor surgeries.

Dr. J. J. Joshi

PROFESSOR AND HEAD OF THE DEPARTMENT
DEPARTMENT OF OBSTETRICS AND GYNECOLOGY
B. J. GOVT. MEDICAL COLLEGE AND
SASSOON GENERAL HOSPITALS
PUNE, MAHARASHTRA, INDIA

Dean
B. J. Govt. Medical College, Pune

Signature of Dean

Signature of Assessor

DATA TABLE*Clinical Workload of OBGY department*

Months → Date ↓	January	February	March	April	May	June	July	August	September	October	November	December
1	36	106	78	85	77	130	84	108	110	29	123	101
2	121	128	99	29	125	104	26	117	89	83	110	81
3	102	88	105	140	113	90	136	119	35	118	78	26
4	106	95	91	26	120	32	165	97	152	124	91	122
5	105	28	27	116	31	127	133	116	155	162	35	120
6	102	131	111	120	103	107	146	38	125	124	143	105
7	91	104	37	26	33	134	117	153	111	104	128	113
8	30	103	135	114	172	85	97	157	85	30	123	63
9	130	120	120	24	128	91	39	168	119	157	122	122
10	109	104	102	124	105	94	146	160	42	143	41	37
11	101	116	107	143	101	32	118	133	153	127	80	120
12	109	38	39	100	122	125	93	119	149	131	32	121
13	102	161	128	124	82	118	133	36	138	116	145	123
14	78	113	136	29	28	90	106	140	122	94	35	90
15	31	115	94	103	126	105	117	30	94	31	104	128
16	104	104	77	36	147	95	35	115	95	147	131	88
17	117	96	69	126	125	106	133	161	35	115	135	28
18	117	73	78	107	118	35	132	112	132	109	96	141
19	96	31	34	121	92	151	111	116	25	138	22	122
20	90	103	117	118	95	144	129	36	131	107	130	102
21	103	128	120	125	32	121	110	120	130	88	127	118
22	33	127	25	59	119	120	105	156	22	34	140	103
23	113	98	134	26	121	124	36	149	99	109	142	96
24	116	106	122	125	110	98	132	153	35	29	123	35
25	103	119	97	121	111	34	135	126	154	121	95	80

Signature of Dean



Dean

Signature of Assessor

26	38	36	35	107	102	124	106	90	147	112	39	111
27	117	115	121	109	91	129	108	28	114	121	132	106
28	78	121	118	116	29	90	100	173	30	74	112	132
29	32	0	115	88	142	30	95	163	132	35	130	95
30	106	0	33	20	124	94	32	81	93	111	120	85
31	97	0	113	0	102	0	124	107	0	145	0	31

Clinical workload includes all OPD, IPD , Total deliveries, caesarean sections, major & minor surgeries.


 Dean
 B. J. Govt. Medical College, Pune
 Signature of Dean


Signature of Assessor

	OT	6	15	12	11	11	17	16	14	18	8	12	7
9	OPD	166	148	149	0	146	151	0	143	156	163	160	161
	IPD	38	22	24	25	24	33	14	34	21	34	22	15
	OT	9	7	13	5	18	16	7	17	19	15	18	10
10	OPD	135	146	155	155	141	149	165	144	0	164	164	0
	IPD	36	34	16	43	18	25	46	13	16	31	15	14
	OT	13	14	14	10	16	17	13	17	9	20	6	9
11	OPD	142	155	155	155	141	0	144	149	185	163	155	189
	IPD	30	18	30	42	22	14	28	47	42	37	21	18
	OT	13	12	15	15	16	4	14	15	17	14	12	10
12	OPD	155	0	0	144	148	175	143	143	158	154	0	162
	IPD	26	19	20	24	18	33	27	32	36	27	21	24
	OT	15	6	9	13	9	17	15	21	14	15	6	10
13	OPD	159	170	168	140	155	155	140	0	149	0	184	158
	IPD	27	38	28	13	14	20	33	15	22	35	18	26
	OT	12	13	11	7	11	17	12	14	20	16	8	16
14	OPD	142	156	146	0	0	144	148	185	178	189	0	159
	IPD	21	19	23	19	16	17	16	16	27	25	22	11
	OT	12	7	5	7	4	14	16	13	15	18	9	11
15	OPD	0	151	151	181	178	165	148	0	165	146	149	165
	IPD	17	23	14	25	46	21	17	39	28	16	22	24
	OT	4	13	3	10	7	14	16	12	12	5	5	11
16	OPD	170	166	154	0	161	158	0	0	152	151	162	162
	IPD	30	24	17	35	36	21	25	36	30	30	29	21
	OT	8	11	8	7	15	11	10	8	16	14	4	19
17	OPD	166	141	164	174	145	166	178	189	0	146	164	0
	IPD	34	39	13	34	14	22	34	24	24	24	24	23
	OT	15	14	4	8	15	11	12	17	3	4	15	9
18	OPD	167	0	156	154	148	0	141	142	189	164	171	184
	IPD	24	15	18	33	24	10	24	50	27	28	26	23
	OT	12	5	1	8	11	5	16	15	17	18	14	14
19	OPD	144	0	0	157	151	174	148	143	0	146	0	164

Signature of Dean

Signature of Assessor


Dean
B. J. Govt. Medical College, Pune


Professor & Head
Department of Surgery
B. J. Govt. Medical College & Sassoon
General Hospital, Pune

	IPD	57	16	15	29	24	29	46	52	17	51	22	57
	OT	19	6	5	7	8	8	14	16	5	7	10	12
20	OPD	149	176	180	158	155	161	151	0	184	0	188	171
	IPD	27	46	25	28	14	26	23	11	25	34	53	56
	OT	14	13	10	15	14	16	9	9	7	21	10	17
21	OPD	140	149	145	140	0	151	141	181	151	190	164	165
	IPD	28	30	27	23	4	16	29	23	36	25	52	22
	OT	18	18	8	10	5	15	18	17	14	14	22	17
22	OPD	0	154	0	0	181	156	140	155	161	0	162	169
	IPD	12	30	17	19	32	26	47	48	17	15	45	33
	OT	6	10	4	7	10	11	14	20	10	8	11	12
23	OPD	164	146	176	0	141	154	0	159	164	165	158	158
	IPD	30	27	32	21	35	21	12	31	15	22	24	23
	OT	14	8	11	5	18	11	4	15	12	14	15	19
24	OPD	148	159	143	185	157	151	174	160	0	155	162	0
	IPD	28	31	30	30	19	21	28	19	17	18	15	11
	OT	13	22	10	15	11	13	7	8	5	6	10	9
25	OPD	142	156	148	158	161	0	149	165	178	149	168	0
	IPD	18	25	27	38	34	8	24	49	30	31	19	6
	OT	10	12	15	10	8	2	14	22	23	15	16	9
26	OPD	0	0	0	146	164	181	140	151	154	153	0	191
	IPD	20	12	21	31	20	39	40	15	20	28	25	19
	OT	8	6	13	17	12	10	16	18	10	16	8	9
27	OPD	150	179	175	148	141	149	141	0	145	0	0	154
	IPD	44	27	28	27	9	23	23	20	30	23	17	39
	OT	10	13	13	11	17	18	16	11	15	13	5	18
28	OPD	142	150	141	151	0	142	140	187	0	169	184	164
	IPD	21	26	35	16	14	22	35	30	18	22	14	13
	OT	11	10	19	10	4	12	14	7	6	13	11	13
29	OPD	0	0	145	140	171	0	0	144	175	152	145	167
	IPD	14		24	24	35	18	22	24	29	29	41	20
	OT	2		9	15	15	6	13	14	15	4	12	12

Signature of Dean

Signature of Assessor



B. J. Govt. Medical College, Pune



Professor & Head

Department of Surgery

B. J. Govt. Medical College & Sassoon

General Hospital, Pune

	OPD	166	0	0	0	148	171	0	146	144	164	142	164
	IPD	44		21	10	52	24	8	51	20	22	14	52
30	OT	20		5	5	10	9	6	9	13	14	12	12
	OPD	145	0	178	0	155	0	178	146	0	141	0	0
	IPD	25		27		21		55	26		25		57
31	OT	10		14		15		11	13		17		9



B. J. Govt. Medical College, Pune
Signature of Dean

Signature of Assessor



Professor & Head
Department of Surgery
B. J. Govt. Medical College & Sassoon
General Hospital, Pune

DATA TABLE*Clinical Workload of Respiratory Medicine*

Months Date ↓	January	February	March	April	May	June	July	August	September	October	November	December
1	12	65	88	84	12	76	92	68	85	18	88	78
2	89	70	70	12	78	87	10	95	88	26	78	89
3	85	83	75	60	86	89	84	72	19	84	85	15
4	84	81	67	14	75	19	85	78	84	82	58	77
5	90	16	18	90	12	94	79	68	85	81	12	82
6	92	66	96	67	99	69	99	15	59	87	65	81
7	88	90	13	17	15	89	67	89	67	95	66	90
8	10	78	70	87	76	77	79	88	63	12	68	87
9	92	77	69	11	89	62	21	86	69	97	60	85
10	84	76	79	68	78	87	101	87	18	87	98	16
11	93	83	76	88	87	16	89	83	85	79	99	82
12	85	16	14	71	66	90	88	78	71	76	14	81
13	80	83	83	62	78	98	96	16	76	98	72	72
14	81	90	69	8	13	60	98	78	78	68	16	73
15	13	67	78	90	81	96	97	17	74	17	73	98
16	78	76	74	11	88	74	23	89	71	64	74	92
17	81	87	63	66	79	68	92	86	15	58	81	15
18	83	23	89	79	77	12	85	88	94	59	88	87
19	89	12	11	92	92	92	89	64	25	100	18	81
20	90	76	61	88	68	67	91	12	98	71	92	73
21	79	66	76	89	7	87	96	92	78	81	86	91
22	17	83	18	70	92	73	97	85	75	17	84	78

Signature of Dean

Dean

B J Govt Medical College, Pano

Signature of Assessor

राजेश कुमार शर्मा
 Dept. of Respiratory Medicine

राजेश कुमार शर्मा
 डॉ. राज. अ. मेडिकल कालेज व
 सरकारी स्वास्थ्य केंद्र, पानो.

DATA TABLE

(Clinical Workload of Department of Paediatric Surgery)

OPD Data

Months Date	January	February	March	April	May	June	July	August	September	October	November	December
1	-	-	-	-	PH	10	-	-	-	-	-	-
2	8	15	19	-	-	-	-	-	-	11	18	-
3	-	-	-	12	-	-	18	22	-	-	-	-
4	-	-	-	-	18	-	-	-	30	-	-	18
5	12	-	7	-	-	17	-	-	-	38	-	-
6	-	10	-	13	-	-	16	-	-	-	19	-
7	-	-	-	-	-	-	-	26	17	-	-	18
8	-	-	-	-	27	17	-	-	-	-	-	-
9	9	9	16	-	-	-	-	-	-	19	23	-
10	-	-	-	15	-	-	14	28	-	-	-	-
11	-	-	-	-	13	-	-	-	17	-	-	31
12	17	-	-	-	-	7	-	-	-	24	-	-
13	-	11	13	7	-	-	22	-	-	-	11	-
14	-	-	-	-	-	-	-	34	26	-	-	17
15	-	-	-	-	15	14	-	-	-	-	-	-
16	12	14	11	-	-	-	-	-	-	16	18	-
17	-	-	-	14	-	-	19	30	-	-	-	-
18	-	-	-	-	PH	-	-	-	19	-	-	25
19	3	-	-	-	-	10	-	-	-	16	-	-
20	-	12	13	10	-	-	30	-	-	-	19	-

Signature of Dean

Dean

B. J. Govt. Medical College, Pune

PROFESSOR & HEAD
DEPT. OF PAEDIATRIC SURGERY
B. J. Govt. Medical College &
Sassoon Gen. Hospital
Pune-411001

Signature of Assessor

21	-	-	-	-	-	-	-	22	25	-	-	19
22	-	-	-	-	25	11	-	-	-	-	-	-
23	12	16	16	-	-	-	-	-	-	15	22	-
24	-	-	-	11	-	-	17	14	-	-	-	-
25	-	-	-	-	20	-	-	-	12	-	-	21
26	PH	-	-	-	-	15	-	-	-	20	-	-
27	-	12	11	17	-	-	27	-	-	-	18	-
28	-	-	-	-	-	-	-	21	PH	-	-	18
29	-	NA	-	-	18	15	-	-	-	-	-	-
30	15	NA	12	-	-	-	-	-	-	22	17	-
31	-	NA	-	NA	-	NA	24	31	NA	-	NA	-


Dean
B. J. Govt. Medical College, Pune
Signature of Dean


PROFESSOR & HEAD
DEPT. OF PAEDIATRIC SURGERY
B. J. Govt. Medical College &
Sassoon Gen. Hospital
Pune-411001

Signature of Assessor

DATA TABLE

(Clinical Workload of - Department of Paediatric Surgery)

IPD Data

Months Date	January	February	March	April	May	June	July	August	September	October	November	December
1	-	-	3	2	1	5	-	1	-	-	1	-
2	1	3	8	1	1	-	1	-	-	1	-	1
3	-	2	1	4	-	-	-	3	-	-	-	-
4	-	1	1	-	2	-	3	1	2	1	-	3
5	3	-	-	-	-	6	2	1	3	-	-	2
6	-	4	2	3	-	-	-	1	-	1	-	-
7	-	-	1	2	-	1	2	6	1	-	-	2
8	1	1	1	-	5	2	-	1	1	-	-	-
9	4	3	2	-	1	-	1	-	-	5	1	1
10	-	-	1	1	1	1	-	3	2	-	-	-
11	-	1	-	2	4	2	2	-	4	-	-	2
12	2	1	-	1	-	-	2	-	-	4	-	2
13	-	3	-	1	-	2	-	-	-	-	1	-
14	1	2	-	1	-	-	-	-	4	4	-	-
15	-	-	-	-	5	4	-	2	1	-	-	-
16	1	2	-	-	-	1	-	1	-	4	6	1
17	2	2	-	4	2	1	-	6	1	-	1	-
18	1	-	-	1	3	-	1	1	2	-	-	1
19	4	-	-	1	-	4	1	-	-	1	-	1
20	1	6	-	2	1	2	-	1	-	-	4	-


Signature of Dean

PROFESSOR & HEAD
DEPT. OF PAEDIATRIC SURGERY
B. J. Govt. Medical College &
Sassoon Gen. Hospital
Pune-411001

Signature of Assessor

21	1	1	-	2	-	2	4	5	4	-	-	4
22	-	-	1	-	6	1	-	-	1	-	-	1
23	3	4	8	-	2	1	-	-	1	1	3	2
24	-	-	2	-	-	-	-	-	-	-	-	-
25	-	1	-	-	4	-	-	-	4	-	-	4
26	-	-	-	-	-	4	2	-	1	2	1	2
27	-	1	1	6	-	-	3	-	-	1	4	3
28	-	1	-	2	1	-	-	-	-	-	-	-
29	-	NA	2	-	-	-	-	-	1	-	-	-
30	-	NA	1	1	2	-	-	-	-	1	3	-
31	3	NA	2	NA	1	NA	3	3	NA	1	NA	-


 B. J. Govt. Medical College, Pune
 Signature of Dean


 PROFESSOR & HEAD
 DEPT. OF PAEDIATRIC SURGERY
 B. J. Govt. Medical College &
 Sassoon Gen. Hospital
 Pune-411001

Signature of Assessor

DATA TABLE

(Clinical Workload of - Department of Paediatric Surgery)

OT Data

Months Date	January	February	March	April	May	June	July	August	September	October	November	December
1	-	2	2	1	-	1	3	-	2	-	2	3
2	-	-	-	-	3	2	-	2	-	-	1	-
3	2	1	2	2	-	1	-	1	-	1	1	-
4	1	2	2	-	-	-	2	4	-	-	-	2
5	-	-	-	3	-	-	1	2	2	-	-	5
6	3	-	1	1	1	4	1	-	3	1	-	1
7	1	3	-	2	-	2	1	-	-	-	-	-
8	-	2	2	3	1	2	3	4	3	-	-	-
9	-	-	2	-	3	1	-	3	-	-	2	2
10	3	2	2	1	3	-	2	-	-	4	-	-
11	1	1	1	1	-	-	3	6	-	2	1	-
12	-	-	-	4	5	-	3	-	3	1	-	3
13	2	-	-	-	1	2	-	-	5	3	-	-
14	-	1	-	-	-	3	-	-	-	2	-	-
15	-	2	-	1	-	-	-	-	3	-	-	-
16	-	-	-	-	3	4	-	1	3	3	2	1
17	1	4	-	-	-	2	1	-	-	3	3	-
18	1	-	-	2	1	-	3	3	-	1	2	-
19	-	-	-	-	2	-	2	1	-	-	-	-
20	2	-	-	-	2	2	-	-	2	2	1	-

Signature of Dean
Dean


E. J. Govt. Medical College, Pune

PROFESSOR & HEAD
DEPT. OF PAEDIATRIC SURGERY
B. J. Govt. Medical College &
Sassoon Gen. Hospital
Pune-411001

Signature of Assessor

21	1	4	-	4	-	4	3	-	1	-	3	-
22	-	1	-	-	-	-	3	5	-	1	-	1
23	-	-	-	-	4	2	-	2	2	-	-	1
24	2	1	5	-	3	2	-	1	-	-	3	-
25	2	2	1	2	-	-	-	1	-	1	1	-
26	-	-	-	2	3	-	-	-	2	-	-	2
27	1	-	1	-	1	5	-	-	2	2	-	1
28	1	3	2	3	-	2	2	-	-	1	2	-
29	-	NA	-	3	-	-	1	2	-	-	-	4
30	-	NA	-	-	2	-	-	-	1	-	-	1
31	4	NA	1	NA	3	NA	-	1	NA	1	NA	-


 Signature of Dean
 B. J. Govt. Medical College, Pune


 PROFESSOR & HEAD
 DEPT. OF PAEDIATRIC SURGERY
 B. J. Govt. Medical College &
 Sassoon Gen. Hospital
 Pune-411001

Signature of Assessor

DATA TABLE

ANNEXURE

Standard Assessment Form- AI/2024

CLINICAL WORKLOAD OF DEPARTMENT OF NEONATOLOGY
OPD/IPD DATA for the Year-2023

Months Date	January		February		March		April		May		June	
	O	I	O	I	O	I	O	I	O	I	O	I
1	S	4	34	4	43	4	41	5	37	7	39	4
2	37	4	35	4	47	4	S	6	41	5	41	4
3	35	4	41	4	55	4	47	7	41	4	39	5
4	34	4	39	4	51	4	H	2	41	9	S	4
5	36	4	S	4	S	4	43	5	H	4	41	4
6	32	4	52	4	52	4	38	4	44	6	45	4
7	37	4	57	4	H	4	38	7	S	4	42	4
8	S	4	39	4	53	4	51	4	42	5	46	4
9	46	4	59	4	51	4	S	4	41	4	47	4
10	34	4	34	4	39	4	53	9	33	9	51	4
11	32	4	39	4	44	4	53	3	48	2	S	4
12	39	5	S	4	S	4	59	4	37	7	52	4
13	44	6	37	4	41	5	41	7	48	10	45	4
14	41	4	41	4	49	4	H	4	S	8	38	7
15	S	5	36	4	35	4	41	7	39	6	44	4
16	42	4	37	4	36	7	S	4	41	7	38	4
17	43	6	36	9	59	4	58	5	32	4	43	3
18	43	4	48	7	53	4	43	5	31	5	S	4
19	42	7	S	11	S	4	52	4	38	4	39	9
20	44	5	41	7	39	4	34	2	31	6	38	7
21	43	4	35	8	41	4	41	4	S	11	41	8
22	S	4	37	8	H	4	41	7	39	7	37	4
23	53	9	31	11	39	4	S	4	51	4	33	5
24	44	4	45	6	31	5	48	7	58	10	35	4
25	51	7	43	9	38	4	41	4	51	6	S	2
26	H	5	S	7	S	9	42	5	39	7	47	11
27	44	4	41	6	33	7	49	4	39	5	43	4
28	47	4	43	7	38	4	47	7	S	8	H	4
29	S	4	X	9	29	7	44	4	31	9	43	5
30	46	4	X	7	H	4	S	9	43	6	33	4
31	51	9	X	9	29	4	X	7	38	7	X	6
TOTAL	1040	148	980	185	1025	140	1045	160	1054	196	1040	148

Signature of Assessor

Signature of Dean

[Handwritten Signature]
Dean

H
S

Holiday
Sunday

O
I

OPD
IPD

B. J. Govt. Medical College, Pimpri

DATA TABLE

Standard Assessment Form- A/2024

ANNEXURE

CLINICAL WORLOAD OF DEPARTMENT OF NEONATOLOGY OPD/IPD DATA for the Year-2023

Months Date	July		August		September		October		November		December	
	O	I	O	I	O	I	O	I	O	I	O	I
1	44	4	41	4	41	4	S	7	41	4	38	7
2	S	4	45	4	38	4	39	5	33	4	51	4
3	41	4	34	5	5	4	41	7	45	5	S	8
4	29	4	39	4	37	4	51	4	39	4	43	5
5	39	4	37	4	39	4	36	6	S	4	43	4
6	41	4	S	4	39	4	43	4	51	4	41	4
7	38	4	41	4	39	4	35	4	54	4	33	5
8	31	4	43	4	37	4	S	4	55	4	37	4
9	S	4	35	4	39	4	41	6	37	4	33	5
10	34	3	38	4	S	4	43	4	33	4	S	4
11	36	9	41	8	39	4	44	6	38	4	39	7
12	46	5	41	4	47	4	48	4	S	5	41	4
13	38	9	S	4	43	4	51	7	41	4	39	9
14	33	4	44	10	45	4	38	4	H	7	33	5
15	41	6	H	4	41	4	S	7	43	4	51	4
16	S	4	41	6	51	4	31	11	38	4	33	7
17	41	4	44	7	S	4	39	7	44	11	S	3
18	46	11	51	6	39	4	41	4	39	4	33	4
19	43	4	39	12	H	4	47	12	S	5	37	5
20	45	7	S	5	44	4	41	4	41	4	39	4
21	29	4	51	5	44	4	33	6	43	7	51	3
22	38	9	55	4	41	4	S	11	39	4	54	4
23	S	7	49	6	43	4	34	4	38	11	33	4
24	51	5	44	2	S	9	H	4	39	7	S	9
25	46	3	38	5	43	4	48	4	41	7	51	5
26	33	2	41	4	41	4	41	7	S	5	41	4
27	46	9	S	8	44	4	46	5	47	4	37	4
28	36	6	39	2	H	4	38	4	44	4	39	6
29	41	2	39	5	43	4	S	5	41	9	43	6
30	38	8	47	6	41	4	42	9	41	4	41	9
31	47	2	41	4	X	4	41	5	X	7	S	7
TOTAL	1071	159	1098	158	998	129	1032	181	1045	162	1054	163

Signature of Dean

H
S

Holiday
Sunday

O
I

OPD
IPD

Signature of Assessor

Dean
B. J. Govt. Medical College, Pune

DATA TABLE

Clinical Workload of - Department of Dermatology, Year 2023

Months Date	January	February	March	April	May	June	July	August	September	October	November	December
1	12	286	245	279	198	198	260	282	274	10	296	286
2	270	265	280	12	197	245	10	278	276	310	236	198
3	280	280	18	182	192	182	198	198	00	286	274	08
4	250	262	280	12	210	00	195	282	286	274	276	274
5	275	280	10	267	11	280	277	260	256	286	12	276
6	290	275	240	254	298	240	210	10	264	310	270	286
7	275	270	16	10	12	189	199	298	275	270	274	270
8	13	254	211	187	211	274	267	189	266	12	264	295
9	285	210	202	10	202	189	10	279	235	264	264	264
10	280	245	240	245	198	211	290	280	01	275	266	17
11	260	198	198	198	197	00	284	198	200	310	280	275
12	275	14	15	245	240	242	195	260	245	266	12	266
13	270	198	192	207	198	192	297	12	268	300	310	200
14	290	250	250	12	11	211	198	288	265	245	268	300
15	280	198	198	201	298	250	244	00	224	12	265	245
16	275	250	266	11	198	198	10	280	264	265	265	268
17	290	186	243	188	186	210	296	232	00	265	286	16
18	270	265	220	243	192	00	195	279	286	286	265	265
19	280	16	15	198	265	282	194	260	00	245	14	224
20	275	265	243	220	186	198	282	00	275	268	286	264
21	290	186	218	199	12	218	198	192	289	264	232	286
22	14	199	09	12	289	278	267	214	222	14	278	222
23	275	245	220	188	220	199	10	278	256	286	290	280
24	280	189	289	189	201	271	284	290	14	16	262	15
25	290	226	201	249	197	00	192	190	278	222	278	285
26	275	10	12	190	292	182	184	262	265	280	15	305
27	289	290	280	245	188	184	192	00	289	285	290	260
28	286	310	282	187	11	270	282	190	00	310	267	310
29	295	-	294	217	276	00	218	00	267	12	254	270
30	278	-	18	215	198	290	12	198	254	270	287	290
31	305	-	298	-	202	-	-	182	-	290	277	10

Signature of Dean



B. J. Govt. Medical College, Pimpri

Signature of Assessor

G.**REMARKS OF THE ASSESSOR**

(The Assessor may send the Confidential Remarks separately within 24 hours of the completion of the Assessment/Inspection.)

Dean

E. J. Govt. Medical College, Patna

Signature of Dean

Signature of Assessor

DATA TABLE*(Clinical Workload of - Emergency Medicine)*

Months → Date ↓	January	February	March	April	May	June	July	August	September	October	November	December
1	185	191	115	192	179	188	188	203	146	204	181	182
2	188	192	122	180	177	182	182	209	143	207	180	188
3	190	188	121	190	179	190	160	207	144	198	186	199
4	192	186	120	189	170	192	178	192	135	198	188	198
5	198	188	123	200	170	192	187	199	149	189	190	196
6	188	190	115	192	190	182	176	199	130	198	202	190
7	180	192	110	192	178	190	177	198	129	199	186	184
8	190	197	112	190	172	188	185	202	138	210	181	192
9	178	198	115	188	170	198	187	201	149	208	188	190
10	198	190	115	189	176	196	179	207	144	202	180	190
11	180	188	112	196	189	189	177	205	143	198	190	187
12	188	193	128	198	168	188	181	203	136	188	168	183
13	182	195	110	200	176	196	182	206	138	186	172	184
14	179	193	108	198	188	192	186	205	139	184	178	189
15	186	190	106	197	178	187	185	200	133	209	172	192
16	186	188	110	180	188	190	181	199	134	202	196	192
17	184	189	116	189	192	188	182	203	137	201	182	186
18	190	180	118	202	175	182	189	192	132	208	188	190
19	181	191	119	199	168	186	182	196	135	199	185	189
20	178	195	120	198	178	182	185	203	128	206	185	177
21	176	196	110	192	188	183	178	196	131	210	178	178
22	190	198	104	193	167	182	180	199	136	218	198	192

Signature of Dean


B. J. Govt. Medical College, Pune

Prof. S. Haad
 Department of Emergency Medicine
 B.J. Medical College and Sassoon
 General Hospital, Pune

Signature of Assessor

23	184	193	102	196	178	181	185	198	134	211	176	188
24	186	200	149	192	176	192	186	200	131	200	182	178
25	184	188	120	190	174	189	187	201	129	203	188	190
26	184	192	119	197	188	197	189	200	130	206	188	194
27	190	199	102	187	190	181	187	200	135	199	178	183
28	178	195	110	183	188	190	180	190	122	188	196	188
29	188		112	182	186	188	179	188	130	204	198	187
30	192		118	202	188	192	178	207	134	208	196	198
31	188		110		167		176	200		204		187

Dean

B. J. Govt. Medical College, Pimpri
Signature of Dean


Prof. & Head

Department of Emergency Medicine
B.J. Medical College and Hospital
General Hospital, Pimpri

Signature of Assessor

DATA TABLE*(Clinical Workload of -Department of Surgery)*

Date	Months	January	February	March	April	May	June	July	August	September	October	November	December
1	OPD	0	135	144	141	143	149	140	149	141	0	154	165
	IPD	17	17	33	23	22	26	24	22	44	22	23	24
	OT	3	14	11	12	9	11	15	16	13	9	9	12
2	OPD	150	140	143	0	145	148	0	141	151	0	0	155
	IPD	15	32	34	19	35	24	25	47	25	31	41	19
	OT	4	8	16	3	6	12	9	24	19	6	14	15
3	OPD	144	155	155	179	147	145	141	144	0	185	186	0
	IPD	39	40	35	36	16	13	39	20	24	36	23	14
	OT	11	12	10	13	12	14	14	18	8	17	11	9
4	OPD	155	145	143	145	141	0	151	143	152	165	145	184
	IPD	25	15	37	25	16	11	30	43	47	29	21	23
	OT	14	10	16	6	17	17	13	20	16	13	16	9
5	OPD	141	0	0	145	0	179	159	144	154	154	0	165
	IPD	47	16	24	40	20	41	27	33	22	51	25	39
	OT	11	7	8	12	4	15	13	14	14	145	191	153
6	OPD	0	167	169	151	176	165	160	0	144	145	191	153
	IPD	23	40	29	27	15	30	39	22	35	42	43	18
	OT	16	14	16	12	15	22	12	9	13	10	12	14
7	OPD	160	155	156	0	0	145	141	181	149	155	165	154
	IPD	28	21	15	24	12	31	25	34	32	27	22	21
	OT	4	13	5	3	7	14	17	16	15	9	9	18
8	OPD	149	145	158	178	178	155	145	144	146	161	154	159
	IPD	12	24	27	28	41	18	19	36	37	21	26	28

Signature of Dean

Signature of Assessor

	OT	6	15	12	11	11	17	16	14	18	8	12	7
9	OPD	166	148	149	0	146	151	0	143	156	163	160	161
	IPD	38	22	24	25	24	33	14	34	21	34	22	15
	OT	9	7	13	5	18	16	7	17	19	15	18	10
10	OPD	135	146	153	155	141	149	165	144	0	164	164	0
	IPD	36	34	16	43	18	25	46	13	16	31	15	14
	OT	13	14	14	10	16	17	13	17	9	20	6	9
11	OPD	142	155	135	155	141	0	144	149	185	163	155	189
	IPD	30	18	30	42	22	14	28	47	42	37	21	18
	OT	13	12	15	15	16	4	14	15	17	14	12	10
12	OPD	155	0	0	144	148	175	143	143	158	154	0	162
	IPD	26	19	20	24	18	33	27	32	36	27	21	24
	OT	13	6	9	13	9	17	15	21	14	15	6	10
13	OPD	159	170	168	140	155	155	140	0	149	0	184	158
	IPD	27	38	28	13	14	20	33	15	22	35	18	26
	OT	12	13	11	7	11	17	12	14	20	16	8	16
14	OPD	142	156	146	0	0	144	148	185	178	189	0	159
	IPD	21	19	23	19	16	17	16	16	27	25	22	11
	OT	12	7	5	7	4	14	16	13	15	18	9	11
15	OPD	0	151	151	181	178	165	148	0	165	146	149	165
	IPD	17	23	14	25	46	21	17	39	28	16	22	24
	OT	4	13	3	10	7	14	16	12	12	5	5	11
16	OPD	170	166	154	0	161	158	0	0	152	151	162	162
	IPD	30	24	17	35	36	21	25	36	30	30	29	21
	OT	8	11	8	7	15	11	10	8	16	14	4	19
17	OPD	166	141	164	174	145	166	178	189	0	146	164	0
	IPD	34	39	13	34	14	22	34	24	24	24	24	23
	OT	15	14	4	8	15	11	12	17	3	4	13	9
18	OPD	167	0	136	154	148	0	141	142	189	164	171	184
	IPD	24	15	18	53	24	10	24	50	27	28	26	23
	OT	12	5	1	8	11	5	16	15	17	18	14	14
19	OPD	144	0	0	157	151	174	148	143	0	146	0	164

Signature of Dean

Signature of Assessor

STANDARD ASSESSMENT FORM-A/2024

28

30	OPD	166	0	0	0	148	171	0	146	144	164	142	164
	IPD	44		21	10	32	24	8	31	20	22	14	32
	OT	20		5	5	10	9	6	9	13	14	12	12
31	OPD	143	0	178	0	155	0	178	146	0	141	0	0
	IPD	25		27		21		33	26		25		37
	OT	10		14		15		11	13		17		9


 Dean
 Signature of Dean
 B. J. Govt. Medical College, B. J.

Signature of Assessor

	IPD	37	16	13	29	24	29	46	32	17	31	22	37
	OT	19	6	5	7	8	8	14	16	3	7	10	12
	OPD	149	176	180	158	155	161	151	0	184	0	188	171
20	IPD	27	46	25	28	14	26	23	11	25	34	33	36
	OT	14	13	10	13	14	16	9	9	7	21	10	17
21	OPD	140	149	145	140	0	151	141	181	151	190	164	165
	IPD	28	30	27	23	4	16	29	23	36	25	32	22
	OT	18	18	8	10	3	15	18	17	14	14	22	17
22	OPD	0	154	0	0	181	156	140	155	161	0	162	169
	IPD	12	30	17	19	32	26	47	48	17	15	45	33
	OT	6	10	4	7	10	11	14	20	10	8	11	12
23	OPD	164	146	176	0	141	154	0	159	164	165	158	158
	IPD	30	27	32	21	35	21	12	31	15	22	24	23
	OT	14	8	11	3	18	11	4	15	12	14	15	19
24	OPD	148	159	143	185	157	151	174	160	0	155	162	0
	IPD	28	31	30	30	19	21	28	19	17	18	15	11
	OT	13	22	10	15	11	13	7	8	5	6	10	9
25	OPD	142	156	148	158	161	0	149	165	178	149	168	0
	IPD	18	25	27	38	34	8	24	49	30	31	19	6
	OT	10	12	15	10	8	2	14	22	23	15	16	9
26	OPD	0	0	0	146	164	181	140	151	154	153	0	191
	IPD	20	12	21	31	20	39	40	15	20	28	23	19
	OT	8	6	13	17	12	10	16	18	10	16	8	9
27	OPD	150	179	175	148	141	149	141	0	145	0	0	154
	IPD	44	27	28	27	9	23	23	20	30	23	17	39
	OT	10	13	13	11	17	18	16	11	15	13	5	18
28	OPD	142	150	141	151	0	142	140	187	0	169	184	164
	IPD	21	26	35	16	14	22	35	30	18	22	14	13
	OT	11	10	19	10	4	12	14	7	6	13	11	13
29	OPD	0	0	143	140	171	0	0	144	175	152	145	167
	IPD	14		24	24	35	18	22	24	29	29	41	20
	OT	2		9	15	13	6	13	14	15	4	12	12

[Signature]
 Signature of Dean
 Dean

[Signature]
 Signature of Assessor
 Assessor

DATA TABLE*(Clinical Workload of – Anaesthesia Department)*

Months Date	January	February	March	April	May	June	July	August	September	October	November	December
1	2314	2517	2389	2437	2456	2891	2758	3154	2167	2146	2681	1568
2	12	100	92	110	27	112	88	118	80	26	102	44
3	81	98	97	37	110	108	21	129	78	32	99	58
4	75	86	104	136	85	60	96	116	24	89	116	32
5	64	71	76	17	96	23	78	131	66	95	94	52
6	85	73	27	89	32	80	100	128	82	101	101	42
7	46	111	88	121	78	78	94	31	90	78	108	69
8	67	116	19	33	19	72	92	107	94	74	32	60
9	22	89	97	119	89	64	86	118	89	22	106	38
10	79	106	90	23	103	94	33	166	70	68	90	90
11	91	104	107	107	115	120	78	121	32	70	115	24
12	64	90	63	154	76	17	92	120	71	84	102	29
13	104	59	32	136	88	113	102	111	96	99	24	41
14	89	88	92	98	102	116	116	47	99	106	99	60
15	112	112	94	10	23	104	104	116	75	118	20	51
16	15	104	96	79	68	108	120	102	102	15	80	58
17	80	117	101	16	82	123	19	69	110	88	116	49
18	77	80	68	100	91	118	118	131	17	96	118	96

Dr. 
B. J. Govt. Medical College, Pune

Professor & Head
Department Of Anaesthesiology
B. J. Government Medical College, 5
Sassoon General Hospital, Pune - 411001

18	79	36	86	107	97	33	103	89	104	115	120	22
19	73	49	21	103	84	124	113	112	32	96	26	66
20	86	72	84	113	77	128	68	76	56	80	103	54
21	94	81	70	128	36	108	102	162	100	91	96	50
22	22	116	18	28	109	22	98	50	96	22	78	48

Signature of Dean

STANDARD ASSESSMENT FORM-A/2024

Signature of Assessor

23	102	121	83	72	115	133	29	78	118	105	128	47
24	85	108	68	89	56	126	128	122	28	30	95	60
25	76	119	99	102	86	40	116	106	89	98	104	54
26	16	57	35	62	48	125	124	59	101	99	32	60
27	68	119	91	98	103	118	128	112	68	100	20	61
28	116	210	96	46	37	136	126	90	32	42	108	44
29	13		112	38	128	16	100	162	24	30	118	59
30	154		23	24	136	198	14	122	20	35	95	28
31	167		90	42	70	96	72	98	24	42	36	22



Dean

B. J. Govt. Medical College, Pune



 Professor & Head
 Department Of Anaesthesiology
 B. J. Government Medical College &
 Sassoon General Hospital, Pune 411001

DATATABLE*(Clinical Workload of - Department of General Medicine)*

Months Date ↓	January	February	March	April	May	June	July	August	September	October	November	December
1- OPD	32	384	375	317	381	374	312	387	381	23	379	375
IPD	52	65	60	70	67	70	69	72	64	50	65	76
2- OPD	372	392	382	24	374	365	27	379	304	367	364	308
IPD	78	68	54	51	60	62	48	74	67	79	69	62
3- OPD	365	368	368	395	361	301	398	381	31	389	365	27
IPD	65	64	66	61	62	66	72	73	59	74	64	48
4- OPD	359	302	328	38	359	26	388	378	397	375	294	389
IPD	63	65	62	54	57	52	70	78	75	72	70	74
5- OPD	368	27	25	375	35	396	374	316	382	385	27	375
IPD	60	52	40	65	48	72	69	70	67	73	50	68
6- OPD	379	393	295	382	308	388	365	26	375	374	375	359
IPD	69	69	61	64	55	61	62	48	69	69	56	62
7- OPD	380	386	387	34	26	379	374	399	389	308	364	378
IPD	72	64	58	48	60	66	60	69	85	69	70	71
8- OPD	27	373	371	310	394	365	308	378	381	27	361	381
IPD	53	65	54	68	66	64	58	64	78	49	64	67
9- OPD	384	386	368	25	368	374	28	382	309	384	375	306
IPD	76	61	58	52	68	69	49	71	68	74	66	63
10- OPD	376	374	372	395	357	303	395	381	24	376	371	25
IPD	64	55	59	61	62	59	70	75	44	82	69	42
11- OPD	369	288	308	387	371	25	375	375	408	382	301	386
IPD	62	60	71	69	63	49	68	72	71	71	59	72
12- OPD	381	24	26	371	380	389	361	308	385	386	27	371

Signature of Dean



Dean

Signature of Assessor

IPD	65	53	38	70	68	71	65	81	68	76	42	73
13- OPD	376	398	394	364	307	378	395	23	379	384	377	358
IPD	67	64	61	61	59	65	70	51	62	79	72	52
14- OPD	382	387	371	37	24	368	398	397	359	304	361	379
IPD	70	65	65	38	52	63	68	71	65	68	68	64
15- OPD	23	389	385	304	388	374	301	385	394	24	358	371
IPD	59	61	62	51	65	65	64	68	75	52	65	60
16- OPD	395	372	376	25	371	365	24	38	301	386	367	303
IPD	75	62	63	59	61	61	42	69	73	70	69	59
17- OPD	388	385	382	397	368	311	401	379	21	376	368	28
IPD	68	63	59	70	63	65	68	72	48	72	70	51
18- OPD	373	326	312	381	378	29	386	378	378	370	294	385
IPD	70	67	52	62	67	49	64	74	72	74	62	72
19- OPD	367	32	25	376	382	396	384	312	31	385	23	372
IPD	62	52	34	59	61	69	65	68	35	82	45	69
20- OPD	364	391	397	361	304	371	385	27	385	376	385	364
IPD	61	68	55	60	59	64	67	54	78	79	72	62
21- OPD	354	383	374	385	28	380	375	396	375	307	355	378
IPD	65	62	68	63	53	68	62	71	69	77	65	65
22- OPD	27	374	37	309	391	374	315	384	386	27	368	350
IPD	53	63	42	66	61	70	64	74	64	52	62	63

354



Dean

 B. J. Govt. Medical College, Puno
 Signature of Dean

Signature of Assessor

CLINICAL WORKLOAD OF DEPARTMENT OF PAEDIATRICS



Month Date	January			February			March			April			May			June		
	OPD	IPD	Procedure	OPD	IPD	Procedure	OPD	IPD	Procedure	OPD	IPD	Procedure	OPD	IPD	Procedure	OPD	IPD	Procedure
1	Sunday	37	21	169	32	31	177	40	31	179	49	29	164	44	32	174	41	29
2	183	39	23	175	38	32	169	48	29	Sunday	41	26	166	38	32	169	39	30
3	168	32	22	178	37	30	183	38	31	188	39	30	176	39	31	179	48	31
4	163	42	25	167	41	34	176	39	33	Holiday	31	24	146	31	33	Sunday	33	29
5	175	34	38	Sunday	27	25	Sunday	43	24	186	28	31	Holiday	49	24	175	38	32
6	159	36	36	158	32	27	195	37	32	169	39	32	156	36	26	167	45	28
7	140	37	21	148	35	29	Holiday	35	27	Holiday	30	27	Sunday	48	27	177	40	31
8	Sunday	25	23	165	28	31	185	38	31	179	39	32	169	41	29	174	37	30
9	184	39	28	165	32	28	179	38	30	Sunday	33	24	176	38	27	183	38	34
10	169	31	33	177	35	30	177	37	34	188	39	30	167	31	26	164	38	32
11	165	37	34	158	37	32	178	41	33	180	44	28	176	38	32	Sunday	44	27
12	169	45	38	Sunday	39	26	Sunday	39	22	178	32	33	159	39	33	178	45	28
13	174	48	28	154	38	37	195	48	32	179	36	32	167	45	30	168	35	32
14	156	37	27	177	32	33	176	33	31	Holiday	36	28	Sunday	37	28	167	45	33
15	Sunday	28	29	158	35	32	168	38	33	187	33	31	180	33	37	188	27	29
16	173	33	30	180	39	34	166	45	31	Sunday	32	27	172	41	28	176	38	35
17	177	49	32	159	42	32	175	40	29	169	31	34	168	44	31	168	31	24
18	169	38	27	158	32	31	168	37	30	176	36	32	169	30	27	Sunday	33	28
19	139	37	28	Sunday	33	22	Sunday	38	23	179	39	34	170	45	29	187	37	32
20	156	35	24	179	39	31	181	38	31	187	34	34	174	38	33	179	32	31
21	168	45	31	177	48	29	167	44	32	179	38	32	Sunday	47	29	178	33	33
22	Sunday	27	31	156	32	32	176	45	29	178	31	30	170	49	34	169	30	29
23	178	43	33	176	37	33	188	38	28	Sunday	45	25	169	37	31	158	31	28
24	159	37	22	158	45	31	156	49	34	186	36	32	170	39	33	166	37	28
25	173	41	28	146	38	32	177	39	32	174	39	31	166	44	30	Sunday	35	27
26	Holiday	38	29	Sunday	30	34	Sunday	36	24	179	39	36	154	36	31	178	43	31
27	174	40	31	160	38	33	168	43	29	189	38	33	176	38	26	173	26	30
28	157	35	28	177	33	34	178	39	31	176	40	35	Sunday	45	29	Holiday	43	28
29	Sunday	28	37	X	X	X	175	43	33	179	41	32	169	33	25	178	37	28
30	155	38	31	X	X	X	Holiday	37	21	Sunday	35	27	168	48	31	176	27	29
31	151	44	35	X	X	X	187	40	32	X	X	X	165	32	32	X	X	X
TOTAL	4134	1155	903	3806	1004	865	4243	1243	922	3785	1103	911	4198	1233	926	4175	1106	896

Signature of Dean

Govt. Medical College, Pimpri

Signature of Assessor

CLINICAL WORKLOAD OF DEPARTMENT OF PAEDIATRICS

Month Date	July			August			September			October			November			December		
	OPD	IPD	Procedure	OPD	IPD	Procedure	OPD	IPD	Procedure	OPD	IPD	Procedure	OPD	IPD	Procedure	OPD	IPD	Procedure
1	164	39	29	168	33	30	177	33	31	Sunday	48	26	166	45	29	168	34	29
2	Sunday	43	28	159	31	31	183	38	32	171	38	26	165	39	32	164	38	30
3	178	37	27	165	28	28	Sunday	45	26	175	39	26	176	42	28	Sunday	31	27
4	159	35	28	166	39	30	182	40	34	164	43	30	159	49	31	189	45	32
5	165	38	27	147	30	32	184	37	33	162	38	29	Sunday	33	33	176	36	31
6	170	38	27	Sunday	39	27	179	38	29	177	39	26	176	39	30	187	39	28
7	163	37	28	175	33	31	183	40	29	175	31	24	167	48	32	165	39	32
8	167	31	30	172	39	30	178	49	32	Sunday	49	26	160	45	31	166	38	31
9	Sunday	36	25	165	44	27	172	41	31	171	36	29	174	37	32	168	40	29
10	173	39	32	159	32	28	Sunday	39	30	175	48	27	187	45	32	Sunday	41	26
11	172	34	28	171	36	29	185	31	30	178	41	26	176	38	34	186	35	32
12	167	38	28	149	36	28	176	28	27	165	38	29	Sunday	48	28	188	43	32
13	158	31	32	Sunday	33	30	172	39	32	172	31	27	173	38	31	176	37	31
14	166	31	34	175	32	28	178	30	30	178	38	28	Holiday	33	32	178	35	30
15	178	36	30	Holiday	31	25	182	39	31	Sunday	39	27	170	38	30	177	38	28
16	Sunday	36	26	171	36	32	175	33	32	176	45	28	177	41	32	165	38	30
17	174	32	27	174	39	28	Sunday	39	32	159	37	26	173	33	32	Sunday	37	26
18	167	38	29	162	44	30	175	44	33	160	33	28	168	37	32	188	41	33
19	159	32	27	167	38	27	Holiday	39	24	165	41	26	Sunday	47	34	185	39	31
20	170	31	30	Sunday	39	24	183	36	29	157	44	27	181	44	32	160	31	32
21	168	32	27	177	45	27	178	46	29	176	38	30	173	30	33	161	33	30
22	172	33	32	158	41	32	186	48	29	Sunday	46	26	176	35	32	162	38	32
23	Sunday	37	28	163	39	29	178	42	31	156	38	33	171	37	31	159	45	30
24	174	29	29	162	39	27	Sunday	40	31	Holiday	47	25	175	45	32	Sunday	29	26
25	179	32	28	167	38	28	188	39	32	163	49	28	172	43	32	170	37	29
26	182	37	29	149	40	35	191	39	32	166	37	31	Sunday	39	31	187	38	33
27	183	40	27	Sunday	41	26	180	44	32	168	39	27	171	31	32	167	38	30
28	172	35	28	184	35	29	Holiday	38	26	168	45	28	177	39	33	162	31	31
29	164	28	25	177	45	28	181	31	31	Sunday	33	28	178	30	32	176	29	32
30	Sunday	38	26	169	38	29	183	45	32	175	48	30	170	48	28	165	36	31
31	185	28	32	172	30	28	X	X	X	171	39	27	X	X	X	Sunday	31	26
TOTAL	4265	1081	883	4155	1143	893	4152	1206	912	4223	1255	854	4145	1196	943	4327	1140	930

Signature of Dean

E. J. Govt. Medical College, Pune



Dean

E. J. Govt. Medical College, Pune

Signature of Assessor

ENT

Month s Day	January	February	March	April	May	June	July	August	September	October	November	December
1	Sunday	63	60	85	Holiday	82	85	100	80	Sunday	80	85
2	70	50	52	Sunday	72	90	Sunday	85	82	80	85	80
3	70	82	82	87	80	85	90	88	85	85	80	Sunday
4	80	32	33	100	85	Sunday	92	82	Sunday	90	100	105
5	72	Sunday	Sunday	75	Holiday	105	94	85	90	95	Sunday	90
6	78	85	82	80	100	80	95	Sunday	100	70	100	92
7	71	64	65	90	Sunday	85	98	100	78	80	96	95
8	Sunday	85	85	82	105	100	99	84	78	Sunday	96	98
9	89	60	60	Sunday	90	97	Sunday	82	100	100	78	78
10	85	62	63	105	75	88	100	85	Sunday	100	85	Sunday
11	77	60	70	85	80	Sunday	85	90	105	78	100	105
12	80	Sunday	Sunday	75	80	105	88	88	80	88	Sunday	88
13	65	50	95	78	82	85	90	Sunday	82	90	105	96
14	60	68	95	Holiday	Sunday	90	100	100	85	91	Holiday	100
15	Sunday	50	50	82	85	75	85	Holiday	77	Sunday	78	80
16	65	50	70	Sunday	90	80	Sunday	100	90	105	99	96
17	77	70	80	105	91	82	105	84	Sunday	100	88	Sunday
18	80	86	60	80	75	Sunday	100	75	100	95	96	105
19	68	Sunday	Sunday	72	78	105	95	90	100	80	Sunday	80
20	100	96	100	82	82	90	78	Sunday	79	82	96	96
21	77	70	40	78	Sunday	80	82	100	86	78	100	98
22	Sunday	86	80	90	84	82	85	85	85	Sunday	82	85
23	130	60	72	Sunday	86	88	Sunday	80	90	100	85	78
24	60	70	73	100	88	92	100	90	Sunday	Holiday	96	Sunday
25	70	50	83	75	90	Sunday	80	82	100	100	Sunday	80
26	Holiday	Sunday	Sunday	76	92	100	85	75	78	78	105	100
27	69	70	105	78	94	98	87	Sunday	78	90	90	96
28	78	60	100	82	Sunday	93	90	100	Holiday	90	90	78
29	Sunday	-	95	80	100	Holiday	Sunday	100	75	Sunday	92	80
30	70	-	Holiday	Sunday	80	9	80	80	80	80	80	80
31	73	-	80	-	75	-	85	82	-	85	-	Sunday

Pr

DATA TABLE - Indoor Patients

(Clinical Workload of - OTORHINOLARYNGOLOGY)

Months	January	February	March	April	May	June	July	August	September	October	November	December
1	1 SUNDAY	5	3	1	2	1	4	3	1	1	1	2
2	2	4	1	2	4	1	1	2	1	3	1	6
3	3	3	3	1	5	1	2	2	1	4	1	1
4	4	1	5	3	1	1	6	3	5	3	6	5
5	2	2	2	2	4	6	5	3	3	2	2	5
6	2	1	1	1	6	2	2	2	6	6	3	4
7	4	3	1	3	1	6	1	3	7	1	3	2
8	1	6	2	4	4	2	2	6	4	4	4	1
9	1	4	3	1	2	5	1	4	4	3	1	2
10	6	6	7	1	1	1	4	5	2	6	1	5
11	4	1	5	2	1	2	4	1	3	1	1	5
12	5	2	1	3	1	4	6	1	2	5	1	5
13	2	1	1	3	5	4	6	2	4	3	1	1
14	3	3	1	4	2	2	2	2	4	4	4	1
15	1	1	3	2	1	1	1	3	3	1	1	5
16	3	1	1	1	3	5	1	1	1	7	8	5
17	4	3	1	1	2	3	2	3	1	4	4	2
18	3	1	2	1	4	1	5	3	1	2	4	6
19	1	2	1	2	4	1	4	2	2	1	1	4
20	5	4	1	1	1	4	5	1	4	3	5	2
21	1	1	1	1	1	1	1	1	2	1	6	5
22	1	2	1	4	2	2	2	5	3	1	4	3
23	2	1	2	1	1	2	1	2	2	2	1	1
24	2	1	1	4	5	4	4	3	1	1	1	1
25	1	2	4	5	4	1	3	1	1	6	1	1
26	1	1	1	4	1	6	2	1	1	1	1	7
27	4	2	1	5	2	1	2	1	1	2	3	1

Dr. P. V. Srinivas
Dean
S. J. Govt. Medical College, Ponn.

DATA TABLE

Annexure

Clinical Workload of - Ophthalmology OT 2021

Months Date	January	February	March	April	May	June	July	August	September	October	November	December
1	15	2	0	0	1	2	25	0	15	23	5	28
2	4	0	0	0	0	3	5	3	4	13	5	27
3	0	1	0	0	1	40	6	0	3	0	4	28
4	32	0	3	0	0	2	0	0	3	3	5	16
5	15	3	0	4	0	21	6	0	0	4	25	0
6	4	0	0	0	1	0	27	2	2	5	14	8
7	10	0	0	0	0	1	7	0	24	3	0	25
8	12	5	0	0	1	3	17	0	8	2	23	8
9	9	0	0	0	0	11	25	0	8	7	6	9
10	0	0	0	0	12	14	5	5	5	0	15	6
11	5	0	3	1	0	3	1	0	28	4	4	8
12	15	4	0	0	1	12	24	0	0	5	35	0
13	3	0	0	0	0	0	6	0	5	8	13	25
14	10	0	4	1	0	22	7	0	8	13	0	8
15	13	0	0	0	0	12	27	4	31	5	5	9
16	4	4	0	0	3	13	24	0	8	25	5	8
17	0	0	0	2	0	2	5	0	5	0	14	5
18	15	0	0	0	0	15	1	2	8	4	14	11
19	6	0	3	4	0	1	12	0	0	23	3	0
20	25	0	0	0	0	0	13	0	36	5	12	30
21	10	0	0	3	2	12	17	0	8	4	0	28
22	5	1	0	0	0	2	13	1	5	7	15	15
23	5	0	5	0	2	23	5	0	5	16	7	18
24	0	0	0	3	0	2	6	0	8	0	28	14
25	4	0	0	0	0	22	0	0	3	2	5	38
26	5	0	0	0	1	3	8	0	0	5	9	0
27	3	2	0	5	1	0	7	0	5	3	9	12
28	5	0	0	0	3	15	7	0	25	5	0	8
29	5	3	0	0	0	2	6	0	13	6	6	9
30	4	0	0	4	4	2	5	0	4	5	3	8
31	0	0	0	0	1	1	7	0	0	0	0	8
Total	243	25	18	27	34	261	324	17	277	205	289	417

DATA TABLE

Annexure

Clinical Workload of - Ophthalmology OT 2022

Months Date	January	February	March	April	May	June	July	August	September	October	November	December
1	11	12	0	10	0	13	9	11	11	15	3	10
2	0	17	11	9	16	10	7	9	13	0	13	7
3	5	11	9	0	0	13	0	10	4	15	15	9
4	18	8	8	8	11	12	6	20	0	13	9	0
5	11	18	14	15	9	0	7	12	12	0	20	7
6	13	0	0	8	13	6	11	8	15	12	0	8
7	8	20	13	11	10	12	14	0	3	11	8	11
8	12	7	7	13	0	10	16	7	10	9	0	12
9	0	8	20	9	18	10	7	0	7	0	11	15
10	12	13	15	0	16	14	0	9	8	3	10	0
11	7	22	17	7	19	16	5	25	0	20	12	8
12	7	6	21	11	21	0	2	15	12	7	0	11
13	6	0	0	7	12	14	5	10	7	13	8	16
14	16	14	12	0	8		19	0	9	18	11	20
15	8	5	6	0	0	15	7	0	14	0	10	7
16	0	9	15	9	0	3	0	22	13	9	13	9
17	15	15	19	0	12	13	13	21	0	10	12	7
18	9	12	0	13	15	0	15	11	9	9	9	0
19	11	12	11	11	14	8	6	20	11	15	13	15
20	15	0	0	6	7	0	15	7	9	20	0	15
21	10	15	10	11	15	13	20	0	20	12	13	8
22	12	16	13	12	0	6	11	13	15	5	7	20
23	0	6	5	16	8	13	7	12	12	0	14	10
24	15	15	14	0	12	12	0	10	11	0	10	8
25	12	18	2	10	13	16	10	13	0	13	15	0
26	0	19	9	15		0	17	16	9	0	10	11
27	13	0	0	12	3	13	9	12	15	10	0	12
28	16	10	22	20	6	20	11	0	11	5	5	15
29	15	0	10	15	0	17	10	12	16	7	7	14
30	0	0	8	18	8	12	11	11	10	0	13	10
31	17	0	1	0	11	0	0	0	0	12	0	20
Total	294	308	292	276	277	291	270	316	286	263	271	315

Dean

B J Govt Medical College, P...

DATA TABLE

Annexure

Clinical Workload of - Ophthalmology OT 2021

Months Date	January	February	March	April	May	June	July	August	September	October	November	December
1	15	2	0	0	1	2	25	0	15	23	5	28
2	4	0	0	0	0	3	5	3	4	13	5	27
3	0	1	0	0	1	40	6	0	3	0	4	28
4	32	0	3	0	0	2	0	0	3	3	5	16
5	15	3	0	4	0	21	6	0	0	4	25	0
6	4	0	0	0	1	0	27	2	2	5	14	8
7	10	0	0	0	0	1	7	0	24	3	0	25
8	12	5	0	0	1	3	17	0	8	2	23	8
9	9	0	0	0	0	11	25	0	8	7	6	9
10	0	0	0	0	12	14	5	5	5	0	15	6
11	5	0	3	1	0	3	1	0	28	4	4	8
12	15	4	0	0	1	12	24	0	0	5	35	0
13	3	0	0	0	0	0	6	0	5	8	13	25
14	10	0	4	1	0	22	7	0	8	13	0	8
15	13	0	0	0	0	12	27	4	31	5	5	9
16	4	4	0	0	3	13	24	0	8	25	5	8
17	0	0	0	2	0	2	5	0	5	0	14	5
18	15	0	0	0	0	15	1	2	8	4	14	11
19	6	0	3	4	0	1	12	0	0	23	3	0
20	25	0	0	0	0	0	13	0	36	5	12	30
21	10	0	0	3	2	12	17	0	8	4	0	28
22	5	1	0	0	0	2	13	1	5	7	15	15
23	5	0	5	0	2	23	5	0	5	16	7	18
24	0	0	0	3	0	2	6	0	8	0	28	14
25	4	0	0	0	0	22	0	0	3	2	5	38
26	5	0	0	0	1	3	8	0	0	5	9	0
27	3	2	0	5	1	0	7	0	5	3	9	12
28	5	0	0	0	3	15	7	0	25	5	0	8
29	5	3	0	0	0	2	6	0	13	6	6	9
30	4	0	0	4	4	2	5	0	4	5	3	8
31	0	0	0	0	1	1	7	0	0	0	0	8
Total	243	25	18	27	34	261	324	17	277	205	289	417


DATA TABLE

Annexure

1

Clinical Workload of - Ophthalmology OT 2023

Months Date	January	February	March	April	May	June	July	August	September	October	November	December
1	0	17	15	16	0	20	25	20	25	0	26	12
2	14	25	9	0	18	16	0	16	30	9	19	8
3	22	20	21	20	25	32	12	9	0	36	16	0
4	18	9	14	0	9	0	9	10	11	20	19	10
5	25	0	0	19	0	10	16	13	19	18	0	7
6	9	16	20	29	12	11	9	0	18	16	34	12
7	14	13	0	0	0	18	12	18	17	19	16	10
8	0	19	19	13	30	23	13	28	23	0	19	5
9	10	21	21	0	19	19	0	18	10	18	10	8
10	32	17	8	30	8	13	22	13	0	16	13	0
11	19	9	9	15	22	0	18	10	32	35	8	10
12	7	0	0	29	16	9	32	9	19	9	0	6
13	20	26	12	18	3	15	19	0	18	28	7	10
14	15	19	16	0	0	18	18	23	16	16	0	7
15	0	15	10	25	29	23	1	0	23	0	16	6
16	14	11	25	0	18	21	0	0	35	21	18	5
17	17	8	18	189	13	18	13	3	0	6	10	0
18	11	16	29	9	9	0	12	22	13	12	12	6
19	13	0	0	8	24	29	25	20	0	10	0	4
20	20	16	14	11	20	14	18	0	37	20	20	25
21	8	9	9	21	0	19	22	19	23	14	15	6
22	0	16	0	0	16	22	19	23	20	0	26	6
23	5	26	30	0	8	13	0	9	25	21	17	9
24	9	14	15	25	11	22	10	7	0	0	15	0
25	11	22	11	30	7	0	25	10	21	19	28	0
26	0	0	0	19	13	20	19	8	29	10	0	10
27	16	24	25	28	9	9	20	0	17	20	0	13
28	12	22	20	30	0	11	35	7	0	10	19	9
29	0	0	18	19	12	0	0	12	34	0	11	8
30	10	0	0	0	15	25	0	10	28	9	25	11
31	15	0	20	0	6	0	27	11	0	22	0	0
Total	366	410	408	603	372	450	451	348	543	434	419	223


Govt Medical College, Pune

DATA TABLE

Annexure

Clinical Workload of - Ophthalmology OPD 2023

Months Date	January	February	March	April	May	June	July	August	September	October	November	December
1	0	123	101	140	0	111	95	112	108	0	47	114
2	105	151	93	0	50	97	0	102	153	0	45	96
3	108	97	110	97	31	100	100	130	0	64	36	0
4	115	146	87	0	96	0	71	117	86	70	34	83
5	103	0	0	146	0	101	110	152	101	61	0	102
6	97	143	95	130	25	102	83	0	121	107	53	115
7	89	130	0	0	0	121	97	143	97	51	41	116
8	0	126	120	103	76	124	102	101	143	0	40	120
9	109	140	102	0	51	112	0	130	93	56	60	103
10	128	150	121	86	30	136	121	124	0	60	64	0
11	94	132	99	131	87	0	99	86	107	52	42	113
12	93	0	0	121	35	108	102	103	108	68	0	116
13	110	97	86	132	34	83	130	0	128	43	42	114
14	95	150	103	0	0	133	98	128	84	50	0	86
15	0	133	94	97	52	113	106	0	105	0	37	130
16	123	127	100	0	52	115	0	0	63	53	43	151
17	100	93	107	123	48	110	130	97	0	105	61	0
18	112	0	105	102	40	0	129	111	104	54	52	132
19	113	0	0	140	35	115	93	146	0	69	0	133
20	87	86	104	125	36	114	130	0	113	55	44	104
21	130	140	105	124	0	130	86	106	103	95	53	133
22	0	146	101	0	33	101	121	107	111	0	55	150
23	113	100	103	0	21	150	0	0	113	65	45	117
24	93	103	86	112	20	101	110	105	0	0	39	110
25	100	93	99	106	30	0	93	130	110	66	52	0
26	0	0	0	140	26	102	103	103	121	53	0	0
27	112	84	78	125	25	83	97	0	96	54	0	130
28	130	130	76	126	0	110	111	113	0	71	43	103
29	0	0	112	146	40	0	0	150	130	0	45	123
30	101	0	0	0	23	111	0	93	100	68	55	116
31	71	0	93	0	25	0	104	112	0	64	0	0
Total	2631	2820	2480	2552	1021	2783	2621	2801	2598	1554	1128	2910


Dean

DATA TABLE

Annexure

Clinical Workload of - Ophthalmology OPD 2022

Months Date	January	February	March	April	May	June	July	August	September	October	November	December
1	147	128	139	102	0	150	106	98	89	71	123	86
2	0	147	108	104	81	141	85	92	91	0	127	88
3	109	125	127	0	0	132	0	102	97	79	103	108
4	125	107	102	95	108	108	87	108	0	98	108	0
5	149	86	140	84	78	0	91	118	88	91	119	104
6	113	0	0	87	102	97	102	132	101	99	0	76
7	65	150	90	109	66	93	107	0	103	53	123	89
8	103	139	127	127	0	82	118	101	0	68	146	110
9	0	93	103	79	71	102	115	0	73	0	120	75
10	109	87	120	0	96	119	0	68	71	76	137	101
11	68	114	119	84	76	105	71	96	0	79	131	0
12	79	159	130	102	82	0	86	88	74	85	124	90
13	152	0	0	119	63	139	87	84	82	89	0	96
14	87	79	60	0	105	127	93	0	93	74	111	74
15	57	103	97	121	0	85	68	91	98	55	111	89
16	0	59	104	86	75	92	71	87	105	0	115	86
17	166	89	118	0	91	101	0	102	115	75	117	69
18	99	127	0	92	82	79	81	109	0	78	105	0
19	68	84	125	75	73	0	92	0	63	92	127	73
20	158	0	0	148	74	115	84	96	79	65	0	63
21	56	135	157	103	110	132	77	0	76	80	142	71
22	85	141	161	107	0	93	67	99	82	61	93	82
23	0	127	108	97	90	107	0	107	76	0	145	90
24	66	151	113	0	93	0	103	70	81	62	122	81
25	126	142	103	113	73	103	75	72	0	68	113	0
26	0	145	90	93	0	135	81	75	83	89	132	102
27	103	0	0	132	105	101	69	83	72	93	0	83
28	104	135	152	85	53	97	0	102	107	84	140	68
29	80	0	147	82	0	67	106	57	123	62	148	90
30	0	0	130	88	35	90	140	61	127	0	133	84
31	140	0	132	0	0	0	50	50	0	71	0	118
Total	2614	2852	3102	2514	1882	2792	2312	2348	2249	1997	3215	2346


Dean

DATA TABLE

Annexure

Clinical Workload of - Ophthalmology OPD 2021

Months Date	January	February	March	April	May	June	July	August	September	October	November	December
1	60	101	57	63	69	45	47	0	56	55	70	102
2	75	67	82	0	0	50	52	61	49	43	56	63
3	0	82	95	51	73	63	38	72	53	0	63	58
4	63	81	63	0	103	38	0	69	62	61	0	80
5	70	59	107	81	62	43	46	102	0	59	72	0
6	52	75	59	67	72	0	33	46	45	46	61	67
7	46	0	0	59	57	68	60	52	63	70	0	93
8	103	107	46	63	63	35	31	0	46	55	50	59
9	55	57	73	72	0	42	41	63	58	60	46	61
10	0	73	49	55	55	56	50	49	0	0	82	74
11	64	103	0	0	73	50	0	55	61	49	63	66
12	52	66	102	48	47	47	37	61	0	51	59	0
13	61	92	64	0	91	0	42	48	81	48	64	83
14	102	0	0	70	0	41	38	82	61	62	0	65
15	52	52	53	59	64	69	48	0	53	0	81	76
16	63	71	68	46	0	49	39	76	60	66	66	105
17	0	58	76	82	59	55	52	66	43	0	52	97
18	74	49	69	0	101	43	0	53	55	92	66	86
19	55	0	58	61	46	52	38	0	0	0	0	0
20	83	56	102	72	82	0	41	66	68	64	63	104
21	59	0	0	0	61	61	0	58	43	75	58	66
22	64	72	94	52	51	48	35	0	69	53	60	55
23	107	47	42	80	0	51	44	49	55	41	105	51
24	0	56	43	61	48	33	43	61	61	0	95	45
25	92	63	40	0	62	42	0	72	43	52	61	51
26	0	50	37	50	0	31	32	62	0	60	69	0
27	66	53	31	66	52	0	52	42	50	49	85	58
28	75	0	0	71	43	30	48	53	56	53	0	35
29	69	0	22	56	50	32	105	0	63	43	111	28
30	56	0	31	73	0	31	65	52	57	50	100	30
31	0	0	40	0	41	0	73	58	0	55	0	31
Total	1718	1590	1613	1458	1525	1205	1230	1528	1411	1412	1758	1789

DATA TABLE

Annexure

Clinical Workload of - Ophthalmology OPD 2023

Months Date	January	February	March	April	May	June	July	August	September	October	November	December
1	0	123	101	140	0	111	95	112	108	0	47	114
2	105	151	156	0	90	97	0	102	153	0	45	96
3	108	147	110	97	87	100	100	130	0	64	36	0
4	115	146	144	0	96	0	71	117	86	70	34	83
5	103	0	0	146	0	101	110	152	101	140	0	102
6	97	143	130	130	86	102	83	0	121	107	94	115
7	89	130	0	0	0	121	97	143	97	91	81	116
8	0	126	120	103	76	124	102	101	143	0	95	120
9	109	140	102	0	91	112	0	130	93	96	98	103
10	128	150	121	144	81	136	121	124	0	90	94	0
11	155	132	99	131	87	0	99	86	107	92	98	113
12	150	0	0	121	96	108	102	103	108	68	0	116
13	160	150	86	132	98	83	130	0	128	43	82	114
14	95	150	163	0	0	133	98	128	84	50	0	86
15	0	133	145	145	99	113	106	0	105	0	97	130
16	123	127	100	0	91	115	0	0	63	85	83	151
17	100	93	107	123	97	110	130	146	0	105	91	0
18	112	0	105	102	95	0	129	111	104	54	82	132
19	113	0	0	140	96	115	145	146	0	69	0	133
20	87	150	104	125	81	114	130	0	113	75	91	104
21	130	140	105	124	0	130	86	106	103	95	98	133
22	0	146	101	0	33	101	121	107	111	0	94	150
23	113	100	103	0	65	150	0	0	113	65	85	117
24	155	163	140	112	62	101	110	105	0	0	79	110
25	100	145	153	106	59	0	93	130	160	96	92	0
26	0	0	0	140	26	102	103	103	121	85	0	0
27	112	144	160	125	25	144	97	0	146	95	0	130
28	130	130	160	126	0	110	111	113	0	91	89	103
29	0	0	112	146	40	0	0	150	130	0	91	123
30	101	0	0	0	23	111	0	144	100	108	86	116
31	122	0	93	0	25	0	104	112	0	104	0	0
Total	2912	3159	3020	2658	1805	2844	2673	2901	2698	2038	1962	2910

FR
Dean

DATA TABLE

Annexure

Clinical Workload of - Ophthalmology IPD 2022

Months Date	January	February	March	April	May	June	July	August	September	October	November	December
1	4	16	0	8	0	9	6	5	12	5	12	5
2	0	10	4	11	10	10	5	7	3	0	13	4
3	17	7	7	0	0	9	0	10	10	10	18	5
4	9	17	3	14	5	5	9	10	0	12	15	0
5	12	15	12	17	10	0	16	4	12	0	17	5
6	7	0	0	13	10	11	9	5	2	10	0	4
7	10	5	10	8	17	8	13	0	17	19	10	10
8	6	6	8	12	0	7	15	27	5	2	0	3
9	0	12	4	16	16	10	5	0	5	0	9	12
10	6	20	15	0	7	9	0	12	10	19	15	7
11	5	6	20	7	20	12	21	6	0	5	10	0
12	4	12	1	7	12	0	8	9	5	13	0	13
13	15	0	0	8	8	5	10	9	15	12	16	10
14	9	5	6	0	10	10	15	0	9	15	6	15
15	12	7	5	0	0	2	12	5	12	17	4	5
16	0	12	17	19	0	10	12	20	12	0	16	4
17	7	8	10	0	15	6	0	15	2	4	5	5
18	10	7	0	7	10	9	11	9	0	5	10	0
19	13	12	12	18	5	0	12	12	15	7	12	2
20	9	0	0	9	15	5	3	5	15	15	0	13
21	10	4	12	10	8	3	8	0	10	9	11	15
22	14	5	4	7	0	10	5	8	11	1	10	9
23	0	15	9	7	9	4	6	6	8	0	9	5
24	9	15	12	0	11	4	0	9	9	11	7	6
25	12	17	7	2	6	12	7	12	3	0	6	0
26	0	5	18	8	3	2	8	5	11	0	6	3
27	15	0	0	4	5	15	5	6	9	9	0	6
28	14	0	9	8	6	11	16	0	11	4	7	9
29	16	0	8	8	0	11	3	0	0	2	12	7
30	0	0	12	9	10	6	13	8	3	6	0	20
31	10	0	9	0	12	0	0	0	0	1	0	7
Total	255	238	234	237	240	215	253	224	236	213	256	209



DATA TABLE

Annexure

Clinical Workload of - Ophthalmology IPD 2021

Months Date	January	February	March	April	May	June	July	August	September	October	November	December
1	3	0	0	0	0	11	5	0	12	12	14	25
2	34	0	0	0	0	38	15	0	7	12	8	26
3	0	0	0	0	0	1	0	0	11	0	5	15
4	11	0	0	0	0	0	0	0	5	4	22	7
5	13	0	0	0	0	0	21	0	0	1	12	0
6	8	0	0	0	0	0	0	0	21	1	20	24
7	10	0	0	0	0	11	0	0	18	11	0	17
8	7	0	0	0	0	0	13	0	4	8	12	16
9	11	0	0	0	10	0	13	0	4	8	12	16
10	0	0	0	0	0	9	19	0	27	0	4	5
11	8	0	0	0	0	9	0	0	2	13	27	23
12	13	0	0	1	0	5	0	0	7	6	12	0
13	12	0	0	0	0	17	12	0	0	11	4	7
14	10	0	0	0	0	8	25	0	30	4	0	18
15	8	0	0	0	2	8	20	0	8	22	15	6
16	13	0	0	0	0	18	0	0	4	12	12	25
17	0	0	0	0	0	12	11	0	6	0	11	13
18	14	0	0	0	0	0	0	0	30	20	3	25
19	24	0	0	0	0	8	12	0	0	4	10	0
20	9	0	0	0	0	0	15	0	7	3	14	21
21	5	0	0	0	0	0	16	0	14	5	0	13
22	14	0	0	0	0	18	0	0	4	15	13	17
23	4	0	0	0	0	0	15	0	7	1	25	8
24	0	0	0	0	0	20	5	0	2	0	2	31
25	4	0	0	0	0	0	0	0	2	4	14	9
26	3	0	0	0	0	0	0	0	2	0	0	0
27	4	0	0	0	0	12	0	0	20	6	3	8
28	5	0	0	0	0	11	0	0	12	5	0	9
29	4	0	0	0	0	0	0	0	2	4	23	7
30	1	0	0	0	0	0	0	0	21	0	0	6
31	0	0	0	0	0	24	0	17	0	5	0	0
Total	252	0	0	1	12	240	217	17	289	197	297	397


Dean

Medical College, Patna

Annexure
DATA TABLE

(Clinical Workload of - Department of Plastic and Reconstructive Surgery)

← Months		January	February	March	April	May	June	July	August	September	October	November	December
↓ Date													
1	OPD	1	1	3	5	0	20	2	20	0	0	2	0
	IPD		2	2	2	0	7	1	4	1	1	0	1
	OT	0	2	2	3	3	2	1	6	6	0	1	7
2	OPD	2	20	21	5	19	5	0	2	1	1	20	1
	IPD	0	7	4	2	8	1	2	0	2	0	4	0
	OT	1	1	1	0	6	8	2	1	1	2	2	2
3	OPD	22	3	2	7	2	2	2	16	0	23	1	0
	IPD	7	2	1	2	3	2	1	3	1	6	0	0
	OT	7	7	5	2	1	1	2	2	0	7	7	1
4	OPD	1	1	3	4	12	5	16	1	2	1	2	0
	IPD	0	0	1	4	1	1	5	0	1	1	1	2
	OT	1	1	1	1	3	0	7	7	2	2	1	1

Signature of Dean

Dean
B. J. Govt. Medical College, Pune

In-Charge & Head
Department of Plastic Surgery
B. J. Govt. Medical College &
Specialty Control Hospital, Pune.

Signature of Assessor

5	OPD	21	0	2	4	0	3	2	3	27	27	0	24
	IPD	8	1	1	2	2	1	0	1	8	4	0	5
	OT	3	0	0	2	1	0	1	0	4	0	0	4
6	OPD	3	4	2	17	3	17	18	0	0	1	0	2
	IPD	1	1	1	5	2	5	4	0	1	0	2	1
	OT	6	1	1	3	1	5	1	2	2	7	1	1
7	OPD	1	20	1	0	0	1	3	4	20	1	24	18
	IPD	0	9	1	0	0	2	1	2	4	1	5	4
	OT	1	8	8	3	1	1	7	1	0	0	4	1
8	OPD	0	2	4	5	2	18	1	19	1	0	1	2
	IPD	0	2	1	2	3	6	0	3	0	0	2	0
	OT	0	2	2	5	1	1	1	5	5	1	1	6
9	OPD	2	18	20	0	22	1	0	2	0	1	25	1
	IPD	1	6	7	2	7	1	0	1	1	2	3	2
	OT	1	3	1	1	9	10	0	1	1	2	2	0
10	OPD	20	4	4	7	4	2	2	22	0	29	0	0
	IPD	7	0	3	1	1	2	0	2	1	7	1	1
	OT	6	9	9	3	1	0	1	1	0	4	5	0
11	OPD	3	2	4	25	17	0	18	1	2	0	2	2
	IPD	0	0	1	5	2	0	6	0	0	0	2	1
	OT	1	3	1	12	1	0	6	6	0	0	1	1
12	OPD	23	0	1	2	3	4	2	2	34	27	0	22
	IPD	6	1	1	0	2	1	1	2	6	3	0	5
	OT	1	0	0	4	7	1	1	1	7	1	2	7

Signature of Dean

B. J. Govt. Medical College, Pune

Prof. Dr. Hood
 Dayanand of Plastic Surgery
 B. J. Govt. Medical College &
 Sassoon General Hospital, Pune-1

Signature of Assessor

13	OPD	3	4	5	25	2	23	19	0	0	1	1	1
	IPD	0	1	1	4	2	4	4	0	1	0	0	2
	OT	6	1	1	1	1	6	2	1	1	8	2	2
14	OPD	1	22	25	0	0	2	2	3	23	1	0	23
	IPD	0	7	3	1	1	0	0	0	4	2	2	3
	OT	1	7	7	1	1	1	9	1	1	1	2	2
15	OPD	0	2	3	5	3	22	2	0	2	0	0	0
	IPD	0	1	4	2	3	6	0	0	1	1	1	1
	OT	0	1	1	5	1	1	1	0	8	2	2	5
16	OPD	2	17	20	0	17	1	0	0	0	1	21	1
	IPD	1	6	4	2	5	1	2	1	2	0	2	0
	OT	1	1	1	1	6	6	1	2	2	2	2	2
17	OPD	19	1	3	5	4	1	3	21	0	22	2	0
	IPD	6	0	1	2	2	1	1	4	1	5	0	1
	OT	7	9	9	4	1	1	5	2	0	4	5	1
18	OPD	3	0	3	20	12	0	22	0	2	0	2	1
	IPD	0		1	5	2	0	7	1	0	0	1	2
	OT	1	3	3	12	3	0	1	5	0	0	1	0
19	OPD	24	0	2	2	2	3	2	4	0	24	0	26
	IPD	7		1	0	2	0	1	0	2	2	1	4
	OT	1	0	0	2	9	2	0	1	1	1	0	4
20	OPD	1	4	3	15	2	17	15	0	1	1	1	2
	IPD	0	1	1	4	2	4	4	0	0	0	2	1
	OT	9	1	1	2	7	7	1	2	2	5	1	1

Signature of Dean

B. J. Govt Medical College, Pune

Signature of Assessor

Department of Plastic Surgery
B. J. Govt Medical College &
Erasoon Hospital, Pune -1

21	OPD	1	22	24	2	0	4	3	2	29	0	18	15
	IPD	1	9	3	1	0	0	0	1	7	1	4	6
	OT	1	8	8	10	0	0	6	0	1	0	4	0
22	OPD	0	3	1	0	3	16	1	18	0	0	2	1
	IPD		0	1	1	3	3	0	5	0	1	1	0
	OT	0	2	0	3	3	1	1	5	5	0	1	4
23	OPD	1	14	22	0	19	2	0	3	1	1	20	1
	IPD	0	2	3	1	1	0	0	2	0	0	6	2
	OT	1	3	5	0	8	8	0	0	1	0	1	1
24	OPD	21	3	2	2	4	2	1	17	0	0	0	0
	IPD	6	0	4	2	2	0	0	4	1	1	2	2
	OT	8	9	11	3	2	1	5	1	0	1	4	0
25	OPD	2	1	4	15	12	0	20	2	1	0	2	1
	IPD	0	0	3	4	1	2	3	1	0	0	1	0
	OT	2	1	1	5	1	2	1	7	1	1	1	1
26	OPD	0	0	0	4	4	4	1	3	32	29	0	25
	IPD			2	1	2	0	0	0	5	7	1	5
	OT	1	1	1	1	5	2	1	2	4	1	1	7
27	OPD	1	4	2	15	5	19	20	0	0	0	1	1
	IPD	1	0	1	3	2	5	5	0	1	0	0	1
	OT	9	3	3	3	3	8	1	1	1	4	0	1
28	OPD	0	18	18	2	0	5	1	2	0	1	26	25
	IPD	1	7	7	1	0	0	0	1	2	2	5	6
	OT	3	8	7	7	1	1	7	0	0	1	7	1

Signature of Dean

E. J. Govt. Medical College, Pune

Department of Plastic Surgery
B. J. Govt. Medical College &
Bassoon General Hospital, Pune - 1

Signature of Assessor

29	OPD	0	NA	2	2	4	0	0	20	1	0	0	1
	IPD	0	NA	3	1	3	0	0	3	0	1	2	2
	OT	0	NA	1	1	1	1	0	6	6	1	1	5
30	OPD	0	NA	0	0	20	6	0	1	1	0	22	2
	IPD	0	NA	0	1	1	1	0	0	0	0	4	1
	OT	3	NA	1	0	8	10	0	1	1	1	0	1
31	OPD	20	NA	4	NA	3	NA	2	17	NA	23	NA	0
	IPD	7	NA	4	NA	1	NA	0	3	NA	2	NA	2
	OT	8	NA	10	NA	2	NA	1	0	NA	4	NA	0


 Dr. G. Prasad
 Department of Plastic Surgery
 B. J. Govt. Medical College &
 Sassone Cancer Hospital, Pune - 4


 Dean

B. J. Govt. Medical College, Pune
 Signature of Dean

Signature of Assessor

Annexure**DATA TABLE***(Clinical Workload of - Neurosurgery)*

Months → Date ↓		January	February	March	April	May	June	July	August	September	October	November	December
1	OPD	10	11	09	11	12	64	12	10	13	09	12	12
	IPD	02	02	01	03	01	06	04	02	02	02	03	02
	OT	03	02	03	02	02	05	01	01	02	01	04	02
2	OPD	45	14	52	15	08	12	13	13	15	08	65	14
	IPD	05	01	06	03	01	02	05	05	02	03	05	04
	OT	02	01	05	03	02	02	03	02	01	03	06	03
3	OPD	12	63	14	65	13	14	56	48	12	17	14	15
	IPD	02	05	03	07	04	03	04	06	03	01	05	03
	OT	02	06	03	06	02	02	05	06	03	04	03	04
4	OPD	09	16	15	09	65	15	14	11	62	13	14	65
	IPD	03	03	05	03	08	02	02	02	05	03	03	06
	OT	03	02	04	03	06	01	03	01	06	02	03	06

Signature of Dean

Dean

B. J. Govt. Medical College, Pune

Associate Professor & Head
Department of Neurosurgery
B.J. Govt. Medical College and
Essex General Hospital, Pune

Signature of Assessor

5	OPD	65	08	16	12	14	68	16	12	14	68	16	12	14	68	08	15
	IPD	07	01	04	02	03	07	02	03	03	07	02	03	03	05	03	04
	OT	06	01	02	01	03	06	01	02	03	06	01	02	03	05	03	04
6	OPD	15	70	62	64	15	16	64	08	16	15	64	08	16	15	71	13
	IPD	03	04	08	08	02	04	08	01	02	04	08	01	02	04	07	04
	OT	02	05	06	06	02	03	05	02	03	05	05	01	03	04	07	04
7	OPD	11	13	15	10	16	14	13	56	68	12	13	56	68	12	14	72
	IPD	03	01	04	02	03	02	02	05	06	03	02	05	06	03	03	05
	OT	04	02	03	03	02	03	03	06	05	05	03	06	05	02	02	06
8	OPD	14	11	16	09	58	67	12	14	13	13	12	14	13	13	17	13
	IPD	04	02	04	03	06	06	02	03	02	06	02	03	02	02	03	03
	OT	02	01	03	02	05	05	05	02	03	05	03	02	03	03	03	03
9	OPD	62	55	65	12	11	14	09	10	11	72	61	10	11	72	61	16
	IPD	08	06	06	01	02	02	02	02	02	04	04	02	02	04	07	03
	OT	05	04	05	01	03	01	01	01	01	06	05	06	05	06	05	02
10	OPD	09	13	15	68	12	15	51	55	14	12	13	55	14	12	13	17
	IPD	03	03	04	06	04	03	05	03	04	04	05	03	04	04	03	03
	OT	02	04	02	05	02	02	04	05	05	02	04	05	05	03	02	04
11	OPD	10	08	16	13	57	10	19	13	65	14	15	13	65	14	15	62
	IPD	04	01	04	02	06	01	02	03	07	03	03	03	07	03	03	05
	OT	01	02	03	02	05	02	02	02	03	05	02	02	03	02	02	06
12	OPD	64	11	12	17	10	65	15	12	13	68	13	12	13	68	13	15
	IPD	08	04	03	04	02	06	02	01	01	06	02	01	01	06	03	03
	OT	06	03	02	03	03	05	03	03	04	07	04	02	04	07	04	04

Signature of Dean

Dean

B. J. Govt. Medical College, Pune

Signature of Professor & Head

Department of Neurosurgery

B. J. Govt. Medical College and
General Hospital, Pune

Signature of Assessor

29	OPD	08	15	15	69	63	14	16	14	12	14	16
	IPD	02	02	03	07	06	04	02	03	03	03	04
	OT	04	03	04	05	05	03	03	03	03	03	02
30	OPD	58	68	16	14	13	10	14	13	61	63	14
	IPD	06	08	02	03	03	02	03	03	05	06	03
	OT	06	06	03	03	01	01	04	02	06	06	02
31	OPD	12	13		14		64	69		13		12
	IPD	02	04		02		04	03		02		02
	OT	03	03		03		05	05		03		01

Date:

B. J. Govt. Medical College, Pune
Signature of DeanAssociate Professor & Head
Department of Neurosurgery
B. J. Govt. Medical College and
Sassoon General Hospital, Pune.

Signature of Assessor

13	OPD	13	57	67	61	11	09	65	09	15	14	54	15
	IPD	03	04	08	06	01	02	05	01	04	04	03	03
	OT	02	07	06	05	02	03	05	01	03	02	05	03
14	OPD	12	09	09	13	14	15	14	67	56	13	14	64
	IPD	03	01	02	04	03	02	05	05	04	04	03	06
	OT	02	03	03	03	04	03	04	06	04	03	04	07
15	OPD	17	11	10	12	61	54	09	11	13	16	12	13
	IPD	03	02	03	04	05	04	03	03	03	03	05	02
	OT	04	02	01	03	04	06	03	02	03	02	03	03
16	OPD	56	52	64	14	12	10	08	14	13	57	67	17
	IPD	06	07	04	03	03	04	01	03	03	05	04	04
	OT	05	05	06	03	02	02	02	03	03	06	06	03
17	OPD	13	10	13	62	08	12	66	46	15	17	12	16
	IPD	02	03	05	06	01	03	05	04	04	01	02	04
	OT	02	03	03	06	01	02	06	06	03	04	02	03
18	OPD	16	12	10	11	68	12	18	15	67	15	14	56
	IPD	04	03	02	03	07	02	02	03	07	03	03	04
	OT	03	02	03	02	06	03	06	06	06	03	03	06
19	OPD	61	10	14	11	13	67	16	13	16	59	16	15
	IPD	08	02	02	02	03	07	05	02	03	05	02	03
	OT	06	03	03	02	02	06	04	01	04	06	02	03
20	OPD	08	58	67	56	15	08	54	07	07	12	69	17
	IPD	01	04	06	04	04	02	03	03	02	03	04	03
	OT	03	06	05	05	03	01	06	02	01	01	06	04

Signature of Dean

B. J. Govt. Medical College, Paris

Associate Professor

Department of Neurosurgery
B.J. Govt. Medical College and
Sassoon General Hospital, Pune

Signature of Assessor

21	OPD	14	11	13	12	59	11	15	64	59	16	08	65
	IPD	02	03	01	02	06	02	02	06	04	04	01	07
	OT	02	03	01	02	06	01	03	06	05	03	01	06
22	OPD	10	15	11	14	15	55	14	11	17	12	12	12
	IPD	01	03	04	03	03	06	03	02	04	02	03	02
	OT	03	02	03	03	03	05	02	02	03	02	01	01
23	OPD	63	67	58	14	11	06	14	12	14	68	59	13
	IPD	05	04	07	02	03	01	04	03	03	06	05	02
	OT	07	05	05	03	02	01	02	03	05	06	05	02
24	OPD	16	14	12	59	19	13	57	64	09	13	13	09
	IPD	02	04	03	06	05	01	03	04	04	03	02	01
	OT	02	02	03	05	03	01	06	05	03	02	03	01
25	OPD	13	15	12	09	71	13	16	13	60	15	14	58
	IPD	04	04	01	01	06	03	04	03	05	04	03	05
	OT	03	02	03	03	06	02	02	04	05	03	02	06
26	OPD	67	18	14	13	12	69	17	15	12	56	13	15
	IPD	03	05	03	04	03	08	05	04	03	04	03	03
	OT	05	03	02	03	02	06	02	03	02	06	04	03
27	OPD	11	67	56	63	11	13	64	09	18	09	63	12
	IPD	02	05	07	04	04	03	09	01	04	02	04	01
	OT	03	06	06	06	03	02	06	02	04	03	05	02
28	OPD	14	09	07	13	11	13	07	68	72	14	14	69
	IPD	01	02	01	02	02	03	01	06	06	04	02	06
	OT	02	02	01	03	03	01	02	05	05	03	03	06

Signature of Dean
B. J. Govt. Medical College, Pune

Associate Professor, MCh
Department of Neurosurgery
B. J. Govt. Medical College and
Sassoon General Hospital, Pune

Signature of Assessor

Blood Bank

Various Specialty blood supply average daily

Annexure I

Year	2021 (Average Per Day)	2022 (Average Per Day)	2023 (Average Per Day)	2024 (Average Per Day) (Till September)
Pediatric	18	21	21	19
OBGY	88	76	59	70
Surgery	14	26	29	21
Medicine	62	69	72	68
Orthopedics	17	15	20	18

Salakar
15/10/24
Professor & Head
Department of Pathology
J. Govt. Medical College
Pune - 411 001.

SPECIFICATIONS FOR BINOCULAR MICROSCOPE

1. Optical System : UIS (Universal Infinity System) optical system
2. Illumination : Built-in-Illumination system
6V.20W halogen bulb 6V20WHAL
100-120/220-240V 0.42/0.25A.50/60HZ
3. Focusing mechanism : Stage height adjustment mechanism.
Fine adjustment scale: 25 micrometer graduation
Coarse movement stroke: 20mm
Pre focusing knob provided, coarse adjustment knob,
tension adjustable.
4. Revolving nosepiece : Quadruple position fixed (Front oriented)
5. Binocular observation tube : Field number :20
Tube tilting angle:30
Inter-pupillary adjustment distance range :48-75mm
6. Stage : Size: 120-132mm (with mechanical stage)
Movement Range: 76(x- axis) x 30(Y- axis)
Specimen holder holds a single a specimen
7. Condenser : Type: Abbe condenser
Aperture iris diaphragm N.A.: 1.25
8. Dimensions :Aperture iris diaphragm : Built in
154(W)x331(H)x238(D)mm
9. Warranty : Two year
Amc @ 1% and CMC @ 5% after warranty.
10. Optional accessories : 15x eyepiece(F.N.12, Anti-fungus) micrometer, Filter
holder, Micro image projection system, simple polarising attachment, phase contrast
attachment 10X, 40X



Professor & Head
Department of Pathology
B. J. Govt. Medical College
Pune - 411 001.

Specifications for table top centrifuge

- It should have revolutionary centrifuge with speed regulator, digital speed meter & timer.
- Should have minimum 16X15 ml graduated glass tubes.
- It should be sturdy and easy to use.



**Professor & Head
Department of Pathology
B. J. Govt. Medical College
Pune - 411 001.**

TECHNICAL SPECIFICATION FOR SEMIAUTOMATIC COAGULOMETER

1	4 channel semiautomatic coagulometer
2	Analyzer Capable of doing all clot base assay.
3	Clotting detection method based on change of viscosity technique.
4	Can perform tests like PT.APTT, Fibrinogen , Thrombin time, Lupus anticoagulant , Factor VIII, Factor IX, Protien C, Protein S, etc.
5	Adjustable cable pipette .
6	Touch screen display
7	Facility to connect external printer
8	Facility to connect external keyboard
9	Usb port
10	50 - 70 test memory
11	One - two month control memory
12	Reportable result in sec, INR, % g/l, mg/dl, IU/ML.
13	Amc and cmc for 3-5 year.



Professor & Head
Department of Pathology
B. J. Govt. Medical College
Pune - 411 001.

Technical Specifications for Motorised cryostat


1. Open top heated sliding window, corrosion proof, stainless steel cryochamber with good fluorescent illumination with ultraviolet light disinfection.
2. Cooling via 2 separate refrigeration system and 2 separate temperature settings should be available for temperature adjustment.
3. Temperature of cryochamber should be at least -30°C to -40°C facility for integrated peltier quick specimen freezing upto -45°C , separate cooling should be adjustable upto -50°C
4. Automatic programmable defrosting and manual defrosting should be possible.
5. Automatic motorized sectioning and manual as well as foot switch should be available.
6. Fully motorized microtome movement controlled by manual as well as foot switch and should have vacuum function inbuilt and antimicrobial nasosilver coating on outer surface of cryostat.
7. Motorised ultraviolet cryostat should have motorized sectioning for trimming and sectioning with speed setting regulator.
8. Motorised ultraviolet cryostat should be encapsulated to support enhanced cleaning.
9. Microprocessor based key control with LED display for all functions.
10. Space for other specimen rack minimum 12-15 blocks, removable section waste tray.
11. Specimen holder can hold specimen size upto 80X50 mm facility for facility for both 360 rotation as well as movement in XY axis, section thickness cutting 1-60um/sec
12. Motorised ultraviolet cryostat have disposable blade holder for low and high profile blades.
13. Specimen retraction around 20 u and can be turned off.
14. Motorised coarse feed 300 micro meter/sec/and 900 micro meter/sec.
15. Should have trimming in steps from 1 to 600 micron
16. Ultraviolet cryodisinfection in 2 modes short 30 minute and long 180 minute should be available.
17. Cryochambersterlisation should be carried out without any requirement of consumables.
18. Certified with DIN EN ISO, US -FDA registered and CE approved.
19. Voltage 220-240V, 50 Hz

Following accessories should be supplied with motorized cryostat

20. Online Compatible UPS with 1 hr backup
21. 2 ton Air conditioner
22. High and low profile blades - 5 packet each
23. Specimen holder of appropriate size - 5 nos. 30 min.
24. Freezing compound at least 10 bottles.
25. Glass anti-rol device for blades - 2 anti role plates


Professor & Head
Department of Pathology
B. J. Govt. Medical College
Pune - 411 001.

Sectioning modes	4
# Specimen retraction	
In manual operation turned off	5-100 um in 5 um increments, can be
in motorized operation turned off	varying with the sectioning speed can be
Electric coarse speed	300 um/s and 900 um/s
Sectioning speed	0.5-420 mm/s +/- 10%
Maximum specimen size(LxHxM)	50x60x40 mm
Specimen orientation horizontal	8 degree, vertical: 8 degree
Nominal supply voltage	100/120/230/240 V AC +/- 10%
Nominal frequency	50/60 Hz power draw 340 VA
# Dimensions basic instrument:	
Width (inc.Handwheel)	413 mm
Depth (incl.waste tray)	618 mm
Height (with storage area on cover)	305 mm
Weight (without accessories)	approx 37 kg, approx 81 lbs
# Dimensions control panel	
WxDxH	121x166x50 mm weight approx 0.66 kg, approx 1.45 lbs


Professor & Head
Department of Pathology
B. J. Govt. Medical College
Pune - 411 001.

Technical Specifications for Automated Rotary Microtome

- Should be fully automatic microtome with motor driven specimen speed
- Precise micrometer feed system permitting precision sectioning from 0.5 μm to 100 μm via the use of a stepper motor and low maintenance, cross-roller bearings.
- Powerful sectioning motor rugged enough for sectioning most hard specimens without producing sectioning artifacts.
- Specially designed electronics system allowing flexible operation of the instrument while providing precision control over the specimen advance and cutting speeds.
- Should have slow forward and backward coarse feed speed
- Microtome should be supplied with both high and low profile blade holders.
- Universal knife holder base compatible with all routine microtome knife holder systems that require a base.
- Should have online UPS of 3KVA capacity
- Warranty for 2 years and Annual maintenance contract at rate of 1% of purchase cost or Comprehensive maintenance contract at rate of 5% of purchase cost.

TECHNICAL SPECIFICATIONS

Section thickness

Setting thickness setting range	0.5-100 μm
Setting values	from 0.5-5 μm in 0.5 μm increments From 5-20 μm in 1 μm increments From 20-60 μm in 5 μm increments From 60-100 μm in 10 μm increments

Trimming section

Thickness setting range	1-600 μm
Setting values	from 1-10 μm in 1 μm increments From 10-20 μm in 2 μm increments From 20-50 μm in 5 μm increments From 50-100 μm in 10 μm increments From 100-600 μm in 50 μm increments
Object feed	28 mm +/- 1 mm, feed motion via step motor
Vertical specimen stroke	70 mm

SPECIFICATION FOR PENTA-HEAD MICROSCOPE


- Teaching attachment for additional 4 persons with Binocular tube with 30° degrees observation angle, wide field F.N 22 and eyepieces of 10x/22mm and LED arrow pointer (Red and Green) with Intensity controller. Viewing heads with Multi Teaching Head (MTH) splitter, MTH relay units and support stands. All heads should be preferably adjustable in Y axis. Both eye pieces should have diopter adjustments for all secondary observers and should have FOV 22mm and above Trinocular tube, fixed light pass, Bi/Photo: 50/50, Interpupillary Distance Adjusting Range 48-75 mm, inclination 30 degrees
- Microscope frame should have built-in full Koehler illumination for transmitted light.
- Equipped with 2W LED Light source and Light Intensity manager switch. Equipped with Universal infinity corrected optical system.
- Abbe Condenser (NA1.1) for 4x-100x, magnification.
- Should have Quintuple revolving nosepiece
- Ceramic coated mechanical stage with right hand control and equipped with double slide holder.
- Infinity corrected objectives: Plan Achromatic 4X, 10X, 20X and spring loaded 40X, and 100X oil should be quoted as standard part of configuration.
- HDMI Multioutput camera 5 Mega pixel Colour Camera with Image Analysis Software. CMOS Image sensor, SD Card 4GB, Video recording 1080p@15fps, dual core processor, camera signal Multiple output HDMI/USB2.0/Wi-Fi, Image sensor: 1/2.5", C Mount included
- The quoted system should be upgradable to fluorescence with 8 or more positioned reflected filter turret attachment at any point of time in near future.
- Point wise technical compliance statement should be attached.
- The microscope should be upgradable for Fluorescence, Phase contrast, polarization and Digital Image Analysis in Future.
- Should have warranty period for Two year. After warranty AMC @ 1% of Purchase cost & CMC @ 5% of Purchase cost.



Professor & Head
Department of Pathology
B. J. Govt. Medical College
Pune - 411 001.

Technical Specifications for Automated Tissue Processor

1. Should Vertical Model.
 2. Conventional overnight tissue processor with 300 cassettes per run capacity.
 3. The LCD touchscreen, with multilingual intuitive interface, guides the technician safely.
 4. Programmable upto minimum 10 programs
 5. Log files can be quickly downloaded via USB connection.
 6. Standardize your workflow with three pre-validated processing protocols (Biopsy, Standard Overnight, Cleaning).
 7. Should have Reagent Management System (RMS) tracks the usage of reagents per number of cassettes, processing cycles or days, Processing program: Cassettes/Cycles/Days, Cleaning program: Cycles/Days.
 8. Should have three Number of paraffin baths Capacity: Max. 3.5 L per paraffin bath.
 9. Support paraffin melting point: 50 °C - 64 °C, Temperature settings range: 50 °C - 70 °C.
 10. Temperature range for processing reagents: Ambient temperature of 35 °C to 60 °C.
 11. Temperature for cleaning reagents: Alcohol 62 °C, Xylene 67 °C.
 12. Tissue processor should have 11 Reagent bottles in reagent cabinet, Condensate bottle: 1, Cleaning bottles: 2, Bottle volume: Max. 3.5 L.
 13. Should have access levels like Standard User level, Supervisor level and Service level.
 14. Should have Password status like Supervisor level and Service level with Alphanumeric password
 15. Should have efficient wax clean cycle
 16. Should have activated carbon filter
 17. Should have reagent resistant Colour LCD touchscreen with Interactive software.
 18. Should have Two USB 2.0 ports, DC 5V.
 19. Alarm system with two alarm sockets (for local alarm and remote alarm).
 20. Smart error-handling for specimen protection with Internet port.
 21. Should have 10 freely configurable programs and 2 pre-installed programs, each consisting of up to 11 reagent and 3 paraffin processing steps.
 22. Time selectable range per program step should be from 0 to 99 hours, 59 minutes.
 23. Should have Delay time upto 7 days.
 24. Up to 300 cassettes can be processed simultaneously.
 25. Should have one 1 cleaning program for the retort.
 26. Should have compatible online UPS.
-


Professor & Head
Department of Pathology
B. J. Govt. Medical College
Pune - 411 001.

Technical Specifications for Embedding Station

- 1) Microprocessor controlled two pieces tissue embedding system consisting of heated paraffin station and separate cold plate.
- 2) 4 Liters paraffin reservoir with temperature setting range from 50°C to 70°C in 1° increments.
- 3) LCD display and integrated capacitive touch control panel.
- 4) The paraffin flow is activated by means of a height-adjustable, pivotable clip-activated either manually by pushing or via a foot switch with controllable flow rate.
- 5) Working start time and end time settings, Weekly working days setting with real time setting.
- 6) Continuously adjustable paraffin flow rate with Rectangular shaped Pettier cooling unit/integrated cold spot in front of the nozzle.
- 7) Rapid provide the heating function for quicker paraffin melting.
- 8) Provide the error message for operation condition monitoring.
- 9) Optimum illumination of the working surface by LED lamp, controlled by the key on LCD control panel.
- 10) Large heated working surface and integrated mould tray and cassette bath with temperature adjustment from 50°C to 70°C in 5° increments.
- 11) Cassette bath and mould tray should be interchangeable to accommodate changes in embedding work flow.
- 12) Programmable for weekly timer, work days, work starting time, work end time, real time and day of week for automatic switch on and off of the instrument.
- 13) Paddle Facility for Paraffin wax dispensing.
- 14) Cold plate of a constant temperature of - 6°C to hold up to 70-80 standard cassettes.
- 15) Large pettier element cold spot to assist tissue orientation.
- 16) Adjustable work surface height for optimum ergonomics.
- 17) Two Heated removable waste tray & Heated removable forceps 6 nos. Holder easily accessible from either side.
- 18) The instrument should be CE & US-FDA approved.
- 19) Accessories such as a Magnifier, Embedding rings, pack of 1000, Stainless steel embedding moulds 24X24X5 mm-12 qty, Stainless steel embedding moulds 24X30X5mm-12 qty, Stainless steel embedding moulds 24X24X12 mm-12qty should be quoted along with the instrument.

Satish
Professor & Head
Department of Pathology
B. J. Govt. Medical College
Pune - 411 001.

Specification for TISSUE FLOTATION BATH:

- It should have a feather touch keypad with LCD Display
- It should have precise temperature control for setting the floatation bath temperature.
- It should have an in-built memory to store the set temperature.
- It should have Water temperature range : ambient to 99 deg C
- Temperature Tolerance : ± 2 deg C
- Water bath dimensions, inner (mm) : 238 x 180 Power : 200VA
- Overall Dimensions (mm) : 320x320x110



Professor & Head
Department of Pathology
B. J. Govt. Medical College
Pune - 411 001.

Technical/Locking Specifications for Autostainer

Consistent, high quality results for both routine and special stains and can perform single or multiple protocols at the same time.

Safer staining process.

Significantly reduce the potential for user errors as it automatically identifies the desired stain protocol for individual racks and automatically starts the correct process.

Simple programming

Operational safety is enhanced by the smart graphical user interface featuring intuitive software visualization with a color TFT touch-screen, multilingual software and context sensitive online help.

Match your Laboratory's needs

Enjoy flexibility with multiple bath layout with 40 stations including up to 6 wash stations and up to 4 ovens/slide drying stations

Saves costs and energy

Significantly reduce fume exposure with the easy load and unload draws that hold up to 120 slides.

Consistent quality and convenience

The reagent management system (RMS) helps to monitor reagent expiration, reagent rotation and stain quality. As a result, reagent changes minimize disruptions to workflow and reduce delays.

The RMS in conjunction with validated surgipath reagents and protocols, ensures superior staining and coverslipping quality.

CodeRack technology


Racks are automatically assigned to the correct staining protocol by means of a patented CodeRack technology based on a transponder and color-code system.

Robotics Arms

The innovative and patented robotic arm moves the slides through the staining cabinet precisely according to the staining protocol. It is possible to process up to 12 racks simultaneously with multiple staining applications.

Capacity Data

Loading capacity	: max 12 slide racks with 12 different protocols
Slide rack capacity	: 30 specimen slides
Total no. of stations	: 40 (36+4 oven)
Total no of reagent station	: max 34
Reagent container volume	: 450 ml
Number of wash station	: max 5+ 1 DI water(optional)
Staining stations	: Max.34
Container volume	: 450 ml
Water stations	: Max 6 (including DI water feed)
Oven stations	: Max.4, optional
Oven temperatures	: 40 to 70 degree Celsius (104 F to 158 F)
Load stations	: Max. 4, custom set-up
Unload stations	: Max.4, custom set-up


Professor & Head
Department of Pathology
B. J. Govt. Medical College
Pune - 411 001.

महाराष्ट्र शासन राजपत्र असाधारण भाग एक-मध्य उप-विभाग, डिसेंबर २, २०२२/अग्रहायण १२, इके १९४४

GENERAL ADMINISTRATION DEPARTMENT

Mantralaya, Madam Cama Road, Hutatma Rajguru Chowk,
Mumbai 400 032, dated the 2nd December 2022.

NOTIFICATION

PUBLIC HOLIDAYS—2023

No. PHD-1122/C.R.117/Desk-29.— In exercise of the powers of Central Government under section 25 of the Negotiable Instruments Act, 1881 (XXVI of 1881) entrusted to it by the Government of India, Ministry of Home Affairs vide its Notification No.39/1/68/JUDI-III/dated the 8th May 1968, the Government of Maharashtra hereby declares the following days as Public Holidays in the State of Maharashtra during the calendar year 2023 :—

(A) Public Holidays

Sr. No.	Holiday	Date	Saka Date	Day
(1)	(2)	(3)	(4)	(5)
1	Republic Day	26th January 2023	6 Magh, 1944	Thursday
2	Mahashivratri	18th February 2023	29 Magh, 1944	Saturday
3	Chhatrapati Shivaji Maharaj Jayanti	19th February 2023	30 Magh, 1944	Sunday
4	Holi (Second Day)	07th March 2023	16 Phalguna, 1944	Tuesday
5	Gudhi Padwa	22nd March 2023	01 Chaitra, 1945	Wednesday
6	Ram Navami	30th March 2023	09 Chaitra, 1945	Thursday
7	Mahavir Jayanti	04th April 2023	14 Chaitra, 1945	Tuesday
8	Good Friday	07th April 2023	17 Chaitra, 1945	Friday
9	Dr. Babasaheb Ambedkar Jayanti	14th April 2023	24 Chaitra, 1945	Friday
10	Ramzan-Id (Id-Ui-Fitr) (Shawal-1)	22nd April 2023	02 Vaishakha, 1945	Saturday
11	Maharashtra Din	1st May 2023	11 Vaishakha, 1945	Monday
12	Buddha Pournima	5th May 2023	15 Vaishakha, 1945	Friday
13	Bakri Id (Id-Uz-Zuha)	28th June 2023	07 Ashadha, 1945	Wednesday
14	Moharum	29th July 2023	07 Shrawana, 1945	Saturday
15	Independence Day	15th August 2023	24 Shrawana, 1945	Tuesday
16	Parsi New Year (Shahenshahi)	16th August 2023	25 Shrawana, 1945	Wednesday
17	Ganesh Chaturthi	19th September 2023	28 Bhadra, 1945	Tuesday
18	Id-E-Milad	28th September 2023	06 Ashvina, 1945	Thursday
19	Mahatma Gandhi Jayanti	2nd October 2023	10 Ashvina, 1945	Monday
20	Dasara	24th October 2023	02 Kartika, 1945	Tuesday
21	Diwali Amavasya (Laxmi Pujan)	12th November 2023	21 Kartika, 1945	Sunday
22	Diwali (Bali Pratipada)	14th November 2023	23 Kartika, 1945	Tuesday
23	Guru Nanak Jayanti	27th November 2023	05 Agrahayana, 1945	Monday
24	Christmas	25th December 2023	04 Pausha, 1945	Monday

GENERAL ADMINISTRATION DEPARTMENT

Madam Cama Road, Hutatma Rajguru Chowk, Mantralaya
Mumbai 400 032, dated the 2nd December 2022.

NOTIFICATION

No. PHD. 1122/C.R. 117/Desk-29.— The Government of Maharashtra has separately declared 24 Public Holidays for the year 2023 notified the section 25 of the Negotiable Instruments Act, 1881 (XXIV of 1881) as per Notification No. PHD. 1122/C.R. 117/Desk-29, Dated 2nd December 2022.

2. The State Government has also decided to declare following additional holiday for the offices of the State Government, State Public Sector undertakings, Municipal Corporation, Municipal Council, Nagar Panchayat, Zilla Parishad, Panchayat Samittee and Village Panchayat.

Sr. No.	Holiday	Date	Saka Date	Day
(1)	(2)	(3)	(4)	(5)
1	Bhaubeaj	15th November 2023	24 Kartika, 1945	Wednesday

By order and in the name of the Governor of Maharashtra,

J. J. VALVI,
Deputy Secretary to Government.


Dean
B. J. Govt Medical College, Pune

महाराष्ट्र शासन राजपत्र असाधारण भाग एक-मध्य उप-विभाग, डिसेंबर २, २०२२/अप्रकाशन १९, शके १९४४

(B) For Banks

(The Following holiday is limited for the Banks only. This holiday is not admissible to the Government Offices.)

1	To enable to Banks to close their yearly accounts.	1st April 2023	11 Chaitra, 1945	Saturday
---	--	----------------	------------------	----------

By order and in the name of the Governor of Maharashtra,

J. J. VALVI,
Deputy Secretary to Government.


B. J. Govt. Medical College, Pune



महाराष्ट्र शासन

बे. जी. जासकीय वैद्यकीय महाविद्यालय, पुणे

B. J. GOVT. MEDICAL COLLEGE, PUNE

J. P. Narayan Road, Sassoon Hospital Compound, Pune - 01

Telephone No.020-26128000,26102305

Email:ugbjgmcpune@gmail.com,deanbjgmcpune@gmail.com.

No.BJGMC/UG/D/Anti Ragging/9727/2024

date:30/09/2024

Office Order

Sub : Formation of Anti - Ragging Committee

With Reference to above subject formation of college Anti-Ragging committee as follows,

Sr. No	Name	Post	Mobile No.	E-mail
1	Dr. Eknath Pawar, Dean, BJGMC & Sassoon Hospital, Pune.	Chairman	020-26102301	deanbjgmcpune@gmail.com
2	Dr. Girish Bartakke Dean, (P.G.)	Member Secretary	922036065	girishbartakke@rediffmail.com
3	Dr. Aarti Kinikar, Vice Dean, (U.G.)	Member	9850030063	aarti.kinikar63@gmail.com
4	Dr. Shekhar Pradhan, Prof & HOD DVL	Member	0923184181	drsnpradhan@gmail.com
5	Dr. H.B. Prasad, Prof Medicine	Member	9422308155	Ayush.prasad@rediffmail.com
6	Dr. Yallappa Jadhav, Superintendent, Sassoon General Hospital, Pune	Member	8975478477	dryallapajadhav@gmail.com
7	Dr. S.V. Ambekar, Prof.&H.O.D. Ophthal.	Member	9049784962	sanjeevani_ambekar@yahoo.com
8	Dr. Leena Nakate, Prof. & HOD Pathology	Member	9423575986	leena8365@gmail.com
9	Dr. Shrikant Rokade, Prof. & HOD, Anatomy	Member	9623095011	drshrikantra@gmail.com
10	Dr.Sangeeta Gawali, Prof & HOD Physiology	Member	9860005493	Sangeetagawali123@yahoo.com
11	Dr. Niti Abhivant, Assisr.Prof.Psychiatry	Member	8308806099	abhivantniten@gmail.com
12	Mr. Goroba Awate, Chief Administrative Officer, BJGMC & SGH, Pune	Member	7745867877	gorobaawate@gmail.com
13	Dr. Harish Tatiya, Rector, Hostel	Member	8975092736	hstsnk7@gmail.com
14	Smt. Ratumala Gole, Rector, Ladies Hostel	Member	9850117660
15	MARD Representative, BJGMC, Pune	Member
16	G.S. Student Council, BJGMC, Pune	Member
17	Police Inspector, Bundgarden Police Station, Pune.	Member	020-26208226	pshundgarden.pune@mc.in
18	Mrs. Sharmila Sayyad (NGO.), Pune	Member	9545046083
19	Dr Santosh Latkar Parent Representative	Member	9823069208

Dean

(Dr. Eknath Pawar)
Dean

B. J. Govt. Medical College, Pune

B. J. Govt. Medical College &
Sassoon General Hospital, Pune

To:

- 1) As above all mention,
- 2) Vice Dean, UG-PG Section, BJGMC, Pune.
- 3) All HOD, BJGMC, Pune.
- 4) B. J. Govt. Medical College, Pune.



GOVT. OF MAHARASHTRA

बै. जी. शासकीय वैद्यकीय महाविद्यालय व ससून सर्वोपचार रुग्णालय, पुणे
B. J. GOVT. MEDICAL COLLEGE AND SASSOON GENERAL HOSPITAL, PUNE

J. P. Narayan Road, Near Pune Railway Station Pune- 411001

Telephone No. 020-26102301, 26128000,

E-mail id : deanbjmcpune@gmail.com. Website :- www.bjgmpune.org

No. BJGMC & SGHPune/DC/Committee/Anti-Ragging/ 2405 /2024, Date: 28/02/2024

Office Order

Sub: Formation of College Anti - Ragging Committee

With reference to above subject formation of college Anti- ragging committee as follows,

Sr. No	Name	Post	Mobile No.	E-mail
1	Dr. Vinayak Kale, Dean, BJGMC & Sassoon Hospital, Pune.	Chairman	020-26102301	deanbjmcpune@gmail.com
2	Dr. Aarti Kinikar, Vice Dean, (U.G.)	Member Secretary	9850039063	aarti.kinikar63@gmail.com
3	Dr. Shekhar Pradhan, Vice Dean, (P.G.)	Member	9923184181	drsnpradhan@gmail.com
4	Dr. Ajay Taware, Superintendent, Sassoon General Hospital, Pune & Rector Boys Hostel	Member	9421056498	drajaytaware@yahoo.com
2	Dr. S.V. Ambekar, Prof.&H.O.D, Opthal.	Member	9049784962	sanjeevani_ambekar@yahoo.com
6	Dr. Leena Nakate, Prof. & HOD Pathology	Member	9423575986	lccna8365@gmail.com
7	Dr Sangeeta Gawali, Prof. & HOD Physiology	Member	9221422748	sangeetagawali123@yahoo.com
8	Dr. H. B. Prasad, Prof., Medicine	Member	9422308155	ayush.prasad@rediffmail.com
9	Dr. Nitin Abhivant, Prof., Psychiatry	Member	8308806099	abhivantniten@gmail.com
10	Dr Nikhil Panse, Prof. Plastic Surgery	Member	9422314806	nikhil.panse@rediffmail.com
11	Mr. Ganesh Badadare, Chief Administrative Officer, BJGMC & SGH, Pune	Member	9869676627	gnbDDR1@gmail.com
12	Mr. Goroba Aute, Administrative Officer, BJGMC & SGH, Pune	Member	9987237980	gorobaawate@gmail.com
13	Dr. Vijay T Jadhav, Rector, UG/PG Hostel	Member	8805986066	acpvj17@rediffmail.com
14	Dr Harish Tatiya, Asst. Rector Hostel	Member	9422789579	hstsnk7@gmail.com
15	Smt. Ratnmaia Gole, Rector, Ladies Hostel	Member	9850117660	---
16	MARD Representative, BJGMC, Pune	Member	---	---
17	G.S., Student Council, BJGMC, Pune	Member	---	---
18	Senior Police Inspector, Bundgarden Police Station, Pune.	Member	020-26208226	psbundgarden.pune@nic.in
19	Mrs. Sharmila Sayyad, NGO , Pune	Member	9422037593	---
	Dr Santosh Latkar, Parent Representative	Member	9822069208	---


Dean

B. J. Govt. Medical College, Pune


Dean,

B. J. Govt. Medical College &
Sassoon General Hospital, Pune.

To,

- 1) As above all mention, 2) Vice Dean, UG/PG Section, BJGMC, Pune,
- 3) All HOD, BJGMC, Pune, 4) Rector, Boys/Girls Hostel, BJGMC, Pune,
- 5) Notice Board All (College/Hostel/Hostel)



सत्यमेव जयते

File No. EC/24/000046

Government of India
Directorate General of Health Services
Central Drugs Standard Control Organization
(Ethics Committee Registration Division)

FDA Bhawan, Kotla Road,
New Delhi - 110002, India
Dated: 05-Jul-2024

To

The Chairman
IEC of B.J. G.M. C And Sassoon General Hospital
B.J. G. M. College and Sassoon General Hospital
Sassoon Road Station Road Pune Pune,
Maharashtra - 411001 India

Subject: Ethics Committee Re-Registration No. ECR/433/Inst/MH/2013/RR-24 issued under New Drugs and Clinical Trials Rules, 2019.

Sir/Madam,

Please refer to your application no. EC/RENEW/INST/2024/16848 dated 23-Feb-2024 submitted to this Directorate for the Re-Registration of Ethics Committee.

Please find enclosed registration of the Ethics Committee in Form CT-02 vide Registration No. ECR/433/Inst/MH/2013/RR-24. The said registration is subject to the conditions as mentioned below:-

Yours faithfully

Gabhrade
Professor & Head
Pharmacology Dept.
B.J. Govt. Medical College, Pune

RAJEEV SINGH
RAGHUVANSHI

(Dr. Rajeev Singh Raghuvanshi)
Drugs Controller General (I) &
Central Licensing Authority

Conditions of Registration

1. The registration is valid from 08-Aug-2024 to 07-Aug-2029, unless suspended or cancelled by the Central Licencing Authority.
2. This certificate is issued to you on the basis of declaration/submission made by you.
3. Composition of the said Ethics Committee is as per the Annexure.
4. No clinical trial or bioavailability or bioequivalence protocol and related documents shall be reviewed by an Ethics Committee in meeting unless at least five of its members as detailed below are present in the meeting, namely:-
 - (i) medical scientist (preferably a pharmacologist);
 - (ii) clinician;
 - (iii) legal expert;
 - (iv) social scientist or representative of non-governmental voluntary agency or philosopher or ethicist or theologian or a similar person;
 - (v) lay person.
5. The Ethics Committee shall have a minimum of seven and maximum of fifteen members from medical, non-medical, scientific and non-scientific areas with at least,
 - (i) one lay person;
 - (ii) one woman member;
 - (iii) one legal expert;

Rajeev Singh
B. J. Govt. Medical College, Pune

(iv) one independent member from any other related field such as social scientist or representative of non-governmental voluntary agency or philosopher or ethicist or theologian.

6. One member of the Ethics Committee who is not affiliated with the institute or organization shall be the Chairperson, and shall be appointed by such institute or organization and one member who is affiliated with the institute or organization shall be appointed as Member Secretary of the Ethics Committee by such Institute or organization.

7. The Ethics Committee shall consist of at least fifty percent of its members who are not affiliated with the institute or organization in which such committee is constituted.

8. The committee shall include at least one member whose primary area of interest or specialisation is non-scientific and at least one member who is independent of the institution.

9. The Ethics committee can have as its members, individuals from other institutions or Communities, if required.

10. Members should be conversant with the provisions of New Drug and Clinical Trials Rules, 2019, Good Clinical Practice Guidelines for clinical trials in India and other regulatory requirements to safeguard the rights, safety and well-being of the trial subjects.

11. The members representing medical scientists and clinicians shall possess at least post graduate qualification in their respective area of specialization, adequate experience in the respective fields and requisite knowledge and clarity about their role and responsibility as committee members.

12. As far as possible, based on the requirement of research area such as HIV, Genetic disorder, etc., specific patient group may also be represented in the Ethics Committee.

13. The Ethics Committee may associate such experts who are not its members, in its deliberations but such experts shall not have voting rights, if any.

14. No member of an Ethics Committee, having a conflict of interest, shall be involved in the oversight of the Clinical trial or bioavailability or bioequivalence study protocol being reviewed by it and all members shall sign a declaration to the effect that there is no conflict of interest.

15. While considering an application which involves a conflict of interest of any member of the Ethics Committee, such member may voluntarily withdraw from the Ethics Committee review meeting, by expressing the same in writing, to the Chairperson. The details in respect of the conflict of interest of the member shall be duly recorded in the minutes of the meetings of the Ethics Committee.

16. Any change in the membership or the constitution of the registered Ethics Committee shall be intimated in writing to the Central Licencing Authority within thirty working days.

17. The Ethics Committee shall review and accord approval to a Clinical trial, Bioavailability and Bioequivalence study protocol and other related documents, as the case may be, in the format specified in clause (B) of Table 1 of the Third Schedule of New Drugs and Clinical Trials Rules, 2019 and oversee the conduct of clinical trial to safeguard the rights, safety and wellbeing of trial subjects in accordance with these rules, Good Clinical Practices Guidelines and other applicable regulations.

18. Where a clinical trial site does not have its own Ethics Committee, clinical trial at that site may be initiated after obtaining approval of the protocol from the Ethics Committee of another trial site, or an independent Ethics Committee for clinical trial constituted in accordance with the provisions of rule 7; provided that the approving Ethics Committee for clinical trial shall in such case be responsible for the study at the trial site or the centre, as the case may be provided further that the approving Ethics Committee and the clinical trial site or the bioavailability and bioequivalence centre, as the case may be, shall be located within the same city or within a radius of 50 kms of the clinical trial site.

19. Where a Bioavailability or Bioequivalence study centre does not have its own Ethics Committee, bioavailability or bioequivalence study at that site may be initiated after obtaining approval of the protocol from the Ethics Committee registered under rule 8; Provided that the approving Ethics Committee shall in such case be responsible for the study at the centre; Provided further that both the approving Ethics Committee and the centre, shall be located within the same city or within a radius of 50 kms of the bioavailability or bioequivalence study centre.

20. Ethics committee shall indicate the reasons that weighed with it while rejecting or asking for a change or notification in the protocol in writing and a copy of such reasons shall also be made available to the Central-Licencing Authority.


21. Ethics committee shall make, at appropriate intervals, an on-going review of the trials for which they have reviewed the protocol. Such a review may be based on the periodic study progress reports furnished by the investigators or monitoring and internal audit reports furnished by the sponsor or by visiting the study sites.

22. Where any serious adverse event occurs to a trial subject or to study subject during clinical trial or bioavailability or bioequivalence study, the Ethics Committee shall analyse the relevant documents pertaining to such event and forward its report to the Central Licencing Authority and comply with the provisions of Chapter VI, New Drugs and Clinical Trials Rules, 2019.

23. The Ethics committee shall undertake proper causality assessment of SAE's with the help of subject experts wherever

required, for deciding relatedness and quantum of compensation, as per condition no (22) mentioned above.

24. Where at any stage of a clinical trial, it comes to a conclusion that the trial is likely to compromise the right, safety or wellbeing of the trial subject, the Ethics committee may order discontinuation or suspension of the clinical trial and the same shall be intimated to the head of the institution conducting clinical trial and the Central Licencing Authority.
25. Ethics committee shall comply with the requirements or conditions in addition to the requirements specified under the Drugs & Cosmetics Act, 1940 and New Drugs and Clinical Trials Rules, 2019, as may be specified by the Central Licencing Authority with the approval of the Central Government, to safeguard the rights of clinical trial subject or bioavailability or bioequivalence study subject.
26. Ethics Committee shall review and approve the suitability of the investigator and trial site for the proposed trial.
27. The Ethics Committee shall maintain data, record, registers and other documents related to the functioning and review of clinical trial or bioavailability study or bioequivalence study, as the case may be, for a period of five years after completion of such clinical trial.
28. Funding mechanism for the Ethics Committee to support their operations should be designed and approved to ensure that the committee and their members have no financial incentive to approve or reject particular study.
29. SOP's for funding of the Ethics committee in order to support their operations must be maintained. The records of income & expenditure of Ethics Committee shall be maintained for review and inspection.
30. The Chairman of Ethics Committee shall enter into MOU with head of institution, that necessary support and facilities and independence will be provided to Ethics Committee and their records will be maintained.
31. The Ethics Committee shall allow any officer authorized by the Central Licencing Authority to enter, with or without prior notice, to inspect the premises, any record, or any documents related to clinical trial, furnish information to any query raised by such authorized person, in relation to the conduct of clinical trial and to verify compliance with the requirements of the rules, Good Clinical Practices Guidelines and other applicable regulations for safeguarding the rights, safety and well-being of trial subjects.
32. Where Central Licencing Authority is of the opinion that Ethics Committee fails to comply with any provision of the Drugs and Cosmetics Act, 1940 and New Drugs & Clinical Trials Rules, 2019, it may issue show cause notice to such Ethics Committee specifying therein such non-compliances and the period within which reply shall be furnished by such Ethics Committee. After consideration of the facts and reply given by the Ethics Committee, the Central Licencing Authority take one or more actions specified under provision of Rule 14, Chapter III of New Drugs and Clinical Trials Rules, 2019.


Professor & Head
Pharmacology Dept.
B.J. Govt. Medical College, Pune


B. J. Govt. Medical College, Pune



सत्यमेव जयते

File No. EC/24/000046

Government of India
Directorate General of Health Services
Central Drugs Standard Control Organization
(Ethics Committee Registration Division)

FDA Bhawan, Kotla Road,
New Delhi - 110002, India
Dated: 05-Jul-2024

Composition of the Ethics Committee:-

Sr. No.	Name of Member	Qualification	Role/Designation in Ethics Committee
1	Dr. Nitish Nawsagray	LLB (Master of Laws (LL.M.))	Legal Expert
2	Dr. Nagnath K Redewad	MBBS (MD - General Medicine)	Clinician
3	Dr. Savita Namdeo Kamble	MBBS (MD/MS - Obstetrics & Gynaecology)	Clinician
4	Dr. Milinkumar Laxmanrao Pardeshi	MBBS (MD-Pharmacology)	Medical Scientist
5	Dr. Pradnya Bhalerao	MBBS (MS - Anaesthesia)	Clinician
6	Dr. Padmasen V Ranbagle	MBBS (MS - General Surgery)	Clinician
7	Ms. ANURADHA IRANNA PATIL	BA (M.S.W. Medical and Psychiatry)	Social Scientist
8	Dr. DAYANAND DUMANNA	MBBS (MD Radiodiagnosis)	Chair Person
9	Dr. Sangeeta Sanjay Dabhade	MBBS (M.D. Pharmacology)	Member Secretary

RAJEEV SINGH
RAGHUVANSHI

(Dr. Rajeev Singh
Raghuvanshi)
Drugs Controller General (I) &
Central Licensing Authority

Sabhad
Professor & Head
Pharmacology Dept.
B.J. Govt. Medical College, Pune

FR
Dean
B.J. Govt. Medical College, Pune

INSTITUTIONAL ETHICS COMMITTEE

B.J. GOVT. MEDICAL COLLEGE & SASSOON GENERAL HOSPITAL


SASSOON HOSPITAL COMPOUND, PUNE 411001

Composition & list of Institutional Ethics Committee

Sr. No	Name & Qualifications	Gender	Category/Domain Expert	Designation	Post and Affiliation
List of EC Members					
1	Dr. Dayanand D. Shetty,	Male	MBBS, MD (Radiodiagnosis)	Head of Department of Radiodiagnosis, K.E.M. Hospital, Pune	Chairman
2	Dr. Sangeeta Sanjay Dabhade	Female	MBBS, MD (Pharmacology)	Professor and Head, Pharmacology, B.J.G.M. C., Pune	Member Secretary
3	Dr. Milind Laxmanrao Pardeshi,	Male	MBBS, MD (Pharmacology)	Asso. Prof, Pharmacology, B.J.G.M. C., Pune	Basic Scientist/ Alternative Member Secretary
4	Dr. Mrs. Anuradha. I. Patil,	Female	BA (MSW Medical Aid and Psychiatry)	Lecturer, Karve Institute of Social Service	Social Scientist
5	Mrs. Vidya Milind Garkhedkar	Female	M.A. in Philosophy from Pune University B.Ed. (I class) from Pune University	Retd. Assistant teacher, S.P. College, Pune.	Lay Person


Dean

B. J. Govt. Medical College, Pune


Sangeeta Dabhade

INSTITUTIONAL ETHICS COMMITTEE

B.J. GOVT. MEDICAL COLLEGE & SASSOON GENERAL HOSPITAL

SASSOON HOSPITAL COMPOUND, PUNE 411001

6	Mrs. Swati Kamble	Female	M.A. in English, PG Diploma in mass media, B.A. in English, BA in Public Services	Assistant Professor Savitribai Phule University, Pune.	Lay Person
7	Dr. Pradnya Bhalerao,	Female	MBBS, MD (Anesthesiology)	Prof. & Head, Anaesthesia, GMC Baramati	Clinician
8	Dr. Savita Kamble,	Female	MBBS, MD (OBGY)	Associate, Professor, OBGY, B. J. G.M. C., Pune	Clinician
9	Dr. Padmasen Ranbagale,	Male	MBBS, MS (General Surgery)	Associate, Professor, General Surgery, B. J. G.M. C., Pune	Clinician
10	Dr. Nagnath Redewad,	Male	MBBS, MD (Medicine)	Associate, Professor, Medicine, B. J. G.M. C., Pune	Clinician
11	Dr. Nitish Nawsagaray,	Male	LLB, LLM	Assistant Professor, ILS Law College Pune	Legal Expert

Note for EC Members: This list may be further extended as per the requirement for the EC member and will be maintained separately.

FR
Dean

B. J. Govt Medical College, Pune

S Dabhade

Professor & Head
Pharmacology Dept.

B.J. Govt. Medical College, Pune

S Dabhade
11/10/24

Dr. Sangeeta S Dabhade
Member Secretary,

Institutional Ethics Committee
B.J. Govt. Medical College & SGH, Pune